



Quality Committed, Timely Delivered, Environmentally Driven

Quality Committed, Timely Delivered, Environmentally Driven

Elias Woodwork has been manufacturing top quality cabinet doors and components since 1983.

Since then, we have been helping kitchen cabinet manufacturers and refacers, along with residential and commercial millwork companies complete their projects by supplying an industry leading selection of products with quick turnaround times. We have grown a reputation of using modern technology to produce the highest quality products in the custom component industry; all with incredible efficiency.

Elias Woodwork is quality committed to the core. From the selection of trees with suitable grain and color characteristics to the final quality control inspection before products are packaged and shipped, Elias Woodwork strives for perfection. We use the latest and best technologies available to the wood manufacturing industry to ensure absolute accuracy and consistency in all steps of production. From German manufactured molding machines to Italian made flat-line spray systems and leading edge U.S. manufactured equipment, Elias Woodwork has spared no expense to bring its quality commitment to the forefront of every product offering. The combination of technology, expertise and quality control rise to the surface of every product that leaves our manufacturing facility bound for your next customer's kitchen.

Elias Woodwork is timely delivered on every product. From our Order Processing department to your receipt of tracking information for your in-transit order, Elias Woodwork strives for timeliness. Every step of the order entry process is given a deadline and overseen by your own personal Customer Service Specialist. Once your order has been confirmed, our Production department begins to cut components within a matter of hours. Our lean manufacturing mentality and production organization means that your order is simultaneously put into production in multiple departments. While the frames for your cabinet doors are being cut and shaped, the panels are being carefully selected and color matched, while the wood for your crown mouldings are pulled out of a lift of lumber and prepared for shaping. With every department overseen and collectively managed by our veteran Production Manager, you have more than 300 people working together to deliver your next project on time.


Elias Woodwork is environmentally driven in a conscious world. From our lean manufacturing mentality to absolute use of waste, Elias Woodwork strives for environmental accountability. In all corners of our production process we aim to remove redundancy, waste and product storage. Through years of hard work and experimentation our production processes have been refined and timed to produce components only as they are needed, and not sooner. In this way we reduce the need to store and handle excess product, eliminating all energy consumption associated with doing so. The unavoidable waste wood from our manufacturing processes is converted into heat for our facility and for our lacquer curing ovens. Further, we have the privilege of working with nature's very own fiber reinforced composite: wood. In partnering with us, you and your customers are safely storing carbon removed from the atmosphere by living trees and converted into wood. Wood is the utmost in renewable and environmentally friendly materials available today and is a living, breathing and beautiful choice in an environmentally conscious world.



Wood Raw | 4



Wood Stained | 6



Wood Painted | 21




Rigid Thermofoil | 33



5 Piece Laminate (Polyester) | 39



Laminate Slab (FPL) | 43



Acrylic | 45

Moldings | 27

Accessories | 29

Drawer Boxes | 48

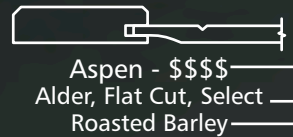
AOS Elite Cabinet Boxes | 49

Wood Types | 51

Door Index / Codes | 55



The Premier Series catalog features a variety of door and drawer front designs with recommended moldings and accessories. Each product includes the following information:



- Door cross section drawing showing the frame, panel and edge profile associated with the door name.
- "Aspen" represents the door name. The "\$\$\$\$" beside each door name indicates a price range. This represents the door style only, not the species or finish shown. "\$" being the lowest cost and "\$\$\$\$" being the highest.
- Indicates species and grade or material shown.
- Indicates the finish color shown, as well as glazing or treatment if applicable.

Ordering


We know your time is your most valuable resource. Ordering or requesting a quote for any Premier Series door is easier than ever with Access Now Online Ordering. Any of the wood doors in our Premier Series can be ordered in various species described on pages 44-47 and customized with your finish of choice. We offer many finish colors and options which can be found on our website or in our sample color swatch chain. Convenient online order forms can also be found at www.eliaswoodwork.com. Your dedicated Customer Service Specialist is also ready to help!

RAW WOOD

Elias Woodwork is equally as proud of the products that are shipped raw as we are of our top quality stained and painted parts. Whether you decide to order coated or raw products, our commitment to quality is unwavering. Each cabinet door goes through the same rigorous quality inspection stations and careful sanding process, whether we are applying the finish coat or not. That ensures that you receive components which require minimal prep work, saving you time and money. Here are a few examples of our finish ready cabinet doors in Wood, Wood / HDF combinations, and entirely HDF in both one piece and five piece styles. Options beyond these are almost limitless. All of our products can be ordered in their raw state if you wish to add your finishing touch to our products. Our combination of technology, expertise and quality control rise to the surface of every product that leaves our manufacturing facility bound for your next customer's kitchen.

Why Use Wood?

Wood is, without a doubt, the most environmentally friendly building material on earth. Wood is renewable and is constantly growing. Wood is sustainable; harvesting the older trees allows the younger ones to grow creating a healthy and everlasting woodland environment. Unlike other materials, such as plastic, wood can be disposed of or recycled at the end of its useful life, without detriment to the environment.



Ocean - \$\$
HDF




Museum - \$\$\$
Maple / HDF



Forest Hill - \$\$\$
Red Oak, Flat Cut, Select




Alberto - \$\$\$
Walnut, Flat Cut, Select



Arlington - \$\$
HDF



Pike - \$\$
Cherry, Flat Cut, Select



Mission - \$\$
White Maple, Flat Cut, Select





Largo (F23)
HDF



WOOD STAINED


Elias Woodwork offers a large range of standard stain colors on a large variety of wood species. Each of the stain colors has been chosen by our industry experts and represents the latest trends in color and fashion, including colors that will appeal to all demographics. These finishes are applied in a variety of different ways, from traditional wipe-on stains and no-touch spray stains to multi-step combination stains. Stains are carefully developed with the following principles: pleasing to the consumer, repeatable by our production department and economical for you. Elias Woodwork uses machines when applying stains wherever possible which helps maintain consistency and will reduce application cost. Our glaze colors and different glaze techniques can be added to stain colors, creating many different eye pleasing combinations. We have a standard stain color selection, please ask for a full sample color chain. Custom color formulations or matches are possible, please ask a Customer Service Specialist for more information. We understand the importance of color and it will show.




Paramount - \$\$
White Maple, Flat Cut, Select Clear Lacquer




Unity - \$\$
White Maple, Flat Cut, Select Clear Lacquer



Ava - \$\$
White Maple, Flat Cut, Select Milky Way




Bravo - \$\$
White Maple, Flat Cut, Select Butterscotch



Morris - \$\$
White Maple, Flat Cut, Select Medford




Mission (FM003)
White Maple, Flat Cut, Select Medford



Sturgis - \$\$\$\$

White Maple, Flat Cut, Select Praline




Hope - \$\$\$

White Maple, Flat Cut, Select Umbria



Regal - \$\$\$

White Maple, Flat Cut, Select Coffee Bean




Anderson (SFM011)

White Maple, Flat Cut, Select Clear Lacquer



Boulder Ridge - \$\$\$

White Maple, Flat Cut, Select Smoky Mirror



Carson - \$\$

White Maple, Flat Cut, Select Smoky Mirror



WOOD STAINED




Bridgeport - \$\$\$\$
White Maple, Flat Cut, Select
Dark Honey



Liberty - \$\$
White Maple, Flat Cut, Select
Tell Tale Walnut



Century - \$\$\$\$
White Maple, Flat Cut, Select
Shadow Wall



Middlesex - \$\$\$\$\$
White Maple, Flat Cut, Select
Arctic Whale




Provincial - \$\$\$\$\$
White Maple, Flat Cut, Select
Pipestone




Chalet - \$\$\$\$\$
White Maple, Flat Cut, Select
Peace River Espresso




Camryn - \$\$
White Maple, Flat Cut, Select
Dark Espresso



Civic - \$\$\$
White Maple, Flat Cut, Select
Coffeehouse



Pacific Grove - \$\$\$\$
White Maple, Flat Cut, Select
Driftwood



Tremblay - \$\$\$\$
White Maple, Flat Cut, Select
Arctic Whale



Bennett - \$\$\$\$
White Maple, Flat Cut, Select
Cider



Arena - \$\$\$\$
White Maple, Flat Cut, Select
Cafe - Artisan Mocha Glaze



Cornell - \$\$\$
White Maple, Flat Cut, Select
Cider



WOOD STAINED



Edmond (SFM024)
Cherry, Flat Cut, Select
Clear Lacquer



Stanley - \$\$\$\$\$
Cherry, Flat Cut, Select
Champagne - Artisan Mocha Glaze - Distressed



Laurel - \$\$\$
Cherry, Flat Cut, Select
Virginia Cream



William - \$\$\$\$
Cherry, Flat Cut, Select
Amber



Cayman - \$\$\$\$
Cherry, Flat Cut, Select
Shadow Wall



Molise - \$\$\$
Cherry, Flat Cut, Select
Amber



Highlight - \$\$\$\$
Cherry, Flat Cut, Select
Cordovan




Malay - \$\$\$
Cherry, Flat Cut, Select
Coffee Bean



Riverdale - \$\$\$\$\$
Cherry, Flat Cut, Select
Cider - Artisan Mocha Glaze



Renfrew - \$\$\$\$\$
Cherry, Flat Cut, Select
Coffee Bean



Cortona - \$\$\$\$\$
Cherry, Flat Cut, Select
Burgundy



Kelmescott - \$\$\$\$
Cherry, Flat Cut, Select
Roasted Barley - Artisan Licorice Glaze




WOOD STAINED




Baker - \$\$\$\$
Cherry, Flat Cut, Select Honey



Stirling - \$\$\$
Cherry, Flat Cut, Select Shadow Wall



Regent - \$\$\$\$
Cherry, Flat Cut, Select Cinnamon



Parsons - \$\$\$
Cherry, Flat Cut, Select Cider




Melbourne - \$\$\$
Cherry, Flat Cut, Select Arctic Whale



Carlo - \$\$\$
Cherry, Flat Cut, Select Café - Artisan Licorice Glaze - Distressed




Simplicity - \$
Cherry, Flat Cut, Select
Arctic Whale



Urban - \$\$\$
Cherry, Flat Cut, Select
Amber, Artisan Pewter Glaze




Florence - \$\$\$\$\$
Cherry, Flat Cut, Select
Cinnamon - Artisan Mocha Glaze




Caravan - \$\$
Cherry, Flat Cut, Select
Clear Lacquer - Artisan Licorice Glaze




Richmond - \$\$\$
Cherry, Flat Cut, Rustic
Tell Tale Walnut




Divine - \$\$\$
Cherry, Flat Cut, Select
Virginia Cream



Edmond (SFM007)
Cherry, Flat Cut, Select
Clear Lacquer




WOOD STAINED



Sunset - \$\$\$\$
Red Oak, Flat Cut, Clear
Dark Honey




Bayside - \$\$\$\$\$
Red Oak, Flat Cut, Select
Tell Tale Walnut - Distressed



Collingwood - \$\$\$\$\$
Red Oak, Flat Cut, Select
Cinnamon



Stream - \$\$
Red Oak, Flat Cut, Select
Peace River Espresso



Frederick (FM23)
Red Oak, Flat Cut, Select
Dark Mahogany



Foggy Forest - \$\$\$\$
Red Oak, Flat Cut, Select
Arctic Whale



Burdick - \$\$
Red Oak, Flat Cut, Select
Harvest



Valley - \$\$\$\$
Red Oak, Flat Cut, Select
Clear Lacquer




Orchard - \$\$\$\$\$
Red Oak, Flat Cut, Select
Roasted Barley



Gables - \$\$\$
Red Oak, Flat Cut, Select
Smoky Mirror




York - \$\$\$
Red Oak, Flat Cut, Select
Smoky Mirror



Charleswood - \$\$
Red Oak, Flat Cut, Select
Butterscotch



Pembina - \$\$\$\$\$
Red Oak, Flat Cut, Select
Harvest



Anderson (SFM009)
Red Oak, Flat Cut, Select
Clear Lacquer



WOOD STAINED




Sanderson - \$\$\$\$
Red Oak, Rift Cut, Select Medford



Aventura - \$\$\$
Red Oak, Flat Cut, Select Coffee Bean



Somerset - \$\$\$\$
Red Oak, Quarter Cut, Select Tell Tale Walnut




Mission - \$\$
White Oak, Rift Cut, Select Clear Lacquer




Mission - \$\$
White Oak, Flat Cut, Select Clear Lacquer



Mission - \$\$
White Oak, Flat Cut, Select Roasted Barley



Purity - \$\$\$
White Oak, Rift Cut, Select Roasted Barley




Evermore - \$\$
White Oak, Flat Cut, Select
Umbria - Artisan Pewter Glaze



Suffolk (FM012)
White Oak, Flat Cut, Select
Dark Espresso



Museum - \$\$\$
Alder, Flat Cut, Clear
Pecan - Artisan Mocha Glaze



Burrows - \$\$\$
Alder, Flat Cut, Clear
American Walnut




Cole - \$\$\$
White Oak, Quarter Cut, Select
Champagne




Collegiate (FM017)
White Oak, Quarter Cut, Select
Dark Honey



Toscana - \$\$\$
White Oak, Rift Cut, Select
Cinnamon



Edmond (SFM010)
White Oak, Rift Cut, Select
Clear Lacquer





Riverbed - \$\$\$
Alder, Flat Cut, Knotty
Clear Lacquer - Artisan Mocha Glaze



Fairmont - \$\$\$
Alder, Flat Cut, Clear
Amber



Hunter - \$\$\$\$
Alder, Flat Cut, Select
Umbria - Artisan Licorice Glaze



Partridge - \$\$
Alder, Flat Cut, Select
Smoky Mirror



Aspen - \$\$\$\$
Alder, Flat Cut, Select
Roasted Barley



Ponderosa - \$\$\$\$
Alder, Flat Cut, Select
Triple Walnut



Salem - \$\$\$
Alder, Flat Cut, Knotty
Dark Espresso - Distressed & Antiqued



Imperia (FM005)
Alder, Flat Cut, Clear
Charisma




Dufferin - \$\$\$\$\$
Alder, Flat Cut, Knotty
Cafe - Artisan Licorice Glaze - Distressed



Waverly - \$\$
Alder, Flat Cut, Clear
Arctic Whale



Addison - \$\$
Hickory, Flat Cut, Premium
Clear Lacquer



Gold Coast - \$\$\$
Hickory, Flat Cut, Premium
Champagne




Wisteria - \$\$\$
Hickory, Flat Cut, Rustic
Cinnamon



Nassau - \$\$\$
Hickory, Flat Cut, Rustic
Autumn



WOOD STAINED




Naples - \$\$\$
Walnut, Flat Cut, Select
Clear Lacquer



Alphonse - \$\$\$\$\$
Walnut, Flat Cut, Rustic
Triple Walnut - Distressed



Robinson - \$\$\$
Walnut, Flat Cut, Select
Roasted Barley



Dunbar - \$\$\$
Walnut, Flat Cut, Rustic
Clear Lacquer



Simplicity - \$
Walnut, Flat Cut, Select
Clear Lacquer



Murphy - \$\$\$
Walnut, Flat Cut, Select
Cocoa Bean



Woodbine (FM010)

Mahogany, African, Flat Cut, Select Burgundy



Yukon - \$\$\$\$

Mahogany, African, Flat Cut, Select Clear Lacquer





Forest Hill - \$\$\$

Poplar, Flat Cut, Select Dark Mahogany




Umbria - \$\$\$

Mahogany, African, Flat Cut, Select Clear Lacquer



Brooklyn - \$\$\$

Mahogany, African, Flat Cut, Select New York Cherry




Romeo - \$\$\$

White Birch, Flat Cut, Select Dark Honey



WOOD PAINTED


Elias Woodwork offers a full line of products with a vast solid color (i.e. paint) selection. These finishes can be applied to our products manufactured from Wood frame / HDF panel combinations, and entirely HDF doors in both one piece and five piece styles. The solid colors are machine sprayed horizontally to achieve high solids, with a no-sag, no-run finish. It is then machine transferred directly into flash off ovens, which are environment and heat controlled. The ovens are key to preventing airborne particle contamination from getting trapped in the top coats. The result of this process is a coating that is both beautiful and durable. Our glaze colors and different glaze techniques can be added to the solid colors, creating many different eye pleasing combinations. We have a standard solid color selection, please ask for a full sample color chain. Custom color formulations or matches are possible, please ask a Customer Service Specialist for more information.




Arlington - \$\$
Maple/HDF
Morning Dew



Mercury - \$\$\$
Maple/HDF
First Light





Serenity - \$\$\$
Maple/HDF
Satin White



Arlington - \$\$
Maple/HDF
Olson Taupe



Alberto - \$\$\$
Maple/HDF
Thunder



Mission - \$\$
Maple/HDF
Featherdown



Colborne - \$\$\$

Maple/HDF

Sandstone - Artisan Mocha Glaze



Villa - \$\$\$

Maple/HDF

Hawthorne Cream - Artisan Mocha Glaze - Distressed



Bethel - \$\$

Maple/HDF

Starry Night



Eclipse - \$\$\$

Maple/HDF

Charcoal



Andeo - \$\$\$\$\$

Maple/HDF


Black - Artisan Vanilla Glaze



Atlantic - \$\$\$\$\$

Maple/HDF

Ocean Floor - Artisan Licorice Glaze




Aria - \$\$\$

Maple/HDF

Stone Grey



PAINTED
WOOD



Shepherd - \$\$
Maple/HDF
Down Home




Santolina - \$\$
Maple/HDF
Centauri Wolfram




Osprey - \$\$
Maple/HDF
Floral White




Cottage - \$\$\$\$\$
Maple/HDF
Golden Straw



Harvard - \$\$\$
Maple/HDF
Floral White



Dawson - \$\$
Maple/HDF
Sundown



Davenport - \$\$\$\$\$
Maple/HDF
Mushroom- Artisan Licorice Glaze



Milan - \$\$\$
Maple/HDF
Pearl Grey




Causeway - \$\$\$
Maple/HDF
Blue Danube




Mesa - \$\$
Maple/HDF
Shade



Ocean - \$\$
Maple/HDF
Crystalline



Copley - \$\$
Maple/HDF
Cinder Grey



Ireland - \$\$
Maple/HDF
Indigo Ink



Pacific (SFM011)
HDF
Satin White

WOOD PAINTED



Abbott - \$\$\$
Maple/HDF
Muslin



Augustus - \$\$\$\$\$
Maple/HDF
Ivory Mist



Imperial - \$\$\$
Maple/HDF
Sandstone, Artisan Mocha Glaze



Balboa - \$\$\$\$\$
Maple/HDF
Folkstone Grey



Miller - \$\$
Maple/HDF
Wild Mushroom



Alliance - \$\$\$\$
Maple/HDF
Summer Breeze




Boswell - \$\$\$
Maple/HDF
Mayonnaise






Stewart - \$\$\$
Maple/HDF
Buxton Blue




Morrison - \$\$\$
Maple/HDF
Oxford Grey





Russell - \$\$\$
Maple/HDF
Cushing Green



Graham - \$\$\$\$
Maple/HDF
Windmill Wings



Grace - \$\$\$
Maple/HDF
Satin White



Verity - \$\$\$
Maple/HDF
Dried Thyme



Mission (SFM022)
Maple/HDF
Satin White



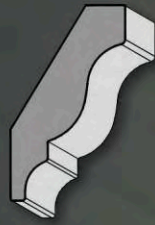
WOOD MOLDINGS

Moldings can put the finishing touches on a kitchen or millwork project to achieve that perfect look. All of our wood moldings are available raw, stained, primed or painted, and can even have special treatments applied such as glaze and distressing. Elias Woodwork understands the important role that moldings play in design, so our vast profile selection is diversified to suit your vision. This is a small representation of the most popular moldings, but our Product Catalog and website boast thousands of profiles to choose from. If you can't seem to find the perfect design, just contact one of our Customer Service Specialists to get your own custom profile made. If you can dream it and draw it, we can manufacture a unique molding for your project.





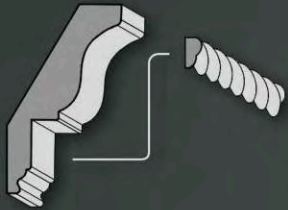
Crown - J1517
125.4(4 15/16") x 125.4(4 15/16")



Crown - J806
42.0(1 5/8") x 71.6(2 13/16")



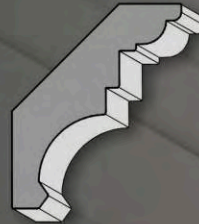
Crown - J118
63.0(2 1/2") x 32.5(1 1/4")



Crown - J124/J129
53.8(2 1/8") x 88.7(3 1/2")



Crown - J113
78.5(3 1/16") x 48.5(1 15/16")



Crown - J1528
80.2(3 1/8") x 96.8(3 13/16")



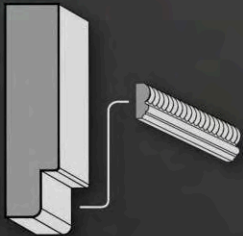
Light Rail - J1630
19.1(3/4") x 63.5(2 1/2")



Light Rail - J970
38.1(1 1/2") x 57.1(2 1/4")



Light Rail - J1796
20.3(13/16") x 50.8(2")
D10 door edge



Light Rail - J1629/1658
19.1(3/4") x 76.2(3")



Light Rail - J940
19.1(3/4") x 76.2(3")



Light Rail - J1803
20.3(13/16") x 50.8(2")
T Door Edge

WOOD ACCESSORIES

The right custom accessories can give a kitchen a unique personality and be useful at the same time. Carefully selected corbels and posts are a designer's dream, while smart use of range hoods and wine racks are both beautiful and effective. All of our wood accessories are available raw, stained, primed or painted, and can even have special treatments applied such as glaze and distressing. This is a small representation of the most popular accessories, but our Product Catalog and website boast many more options.



Milan Corbel w/ Acanthus Leaves 8030
Cherry, Flat Cut, Select
Coffee Bean



Athens Mission Corbel 8023
Red Oak, Flat Cut, Select
Harvest



Milan Mission Corbel 8013
White Maple, Flat Cut, Select
Raw



Athens Bar Corbel 8020
Walnut, Flat Cut, Select
Clear Lacquer



Roman Classic Island Height Corbel 1405
White Maple, Flat Cut, Select
Café



Traditional Corbel 8728
Alder, Flat Cut, Clear
Pecan



Traditional Corbel 8730
White Maple, Flat Cut, Select
Raw



Mendoza Beaded Corbel 8452
White Maple, Flat Cut, Select
Cafe - Artisan Mocha Glaze



Corbel with Backer Board
White Maple, Flat Cut, Select
Satin White



Classic Modified Bar Corbel 8100
White Maple, Flat Cut, Select
Raw



Traditional Bracket 8721
White Maple, Flat Cut, Select
Raw



Traditional Bracket 8722
White Maple, Flat Cut, Select
Raw



Milan Classic Corbel 8010
Cherry, Flat Cut, Select
Clear Lacquer



Hillcrest Coastal Corbel 8092
White Maple, Flat Cut, Select
Champagne



Capri Classic Corbel 8000
White Maple, Flat Cut, Select
Raw



Athens Bar Corbel with Acanthus Leaves 8025
White Maple, Flat Cut, Select
Raw



Verona Classic Corbel 8080
White Maple, Flat Cut, Select
Raw

WOOD ACCESSORIES



Malay Valance
Cherry, Flat Cut, Select
Coffee Bean



Colborne Valance
Maple/HDF
Sandstone



Fairbank Valance
Cherry, Flat Cut, Select
Tell Tale Walnut




Scalloped Valance
Red Oak, Flat Cut, Select
Clear Lacquer



Solaris Fusion Leg 2410
White Maple, Flat Cut, Select
Brushed Aluminum, Dark Espresso



Fluted Islander Leg 1460
White Maple, Flat Cut, Select
Medford



Basket Weave Island Post 1474
Cherry, Flat Cut, Select
Amber



Barley Twist Island Post 1495
Cherry, Flat Cut, Select
Cider



Four Sided Tapered Island Post 1480
White Maple, Flat Cut, Select
Clear Lacquer



Electrical Receptacle Box Installed 1488
Soft Maple, Flat Cut, Select
Sandstone




Islander w/ Acanthus Leaves Island Post 1441
Cherry, Flat Cut, Select
Coffee Bean



Wilmington Island Post 1408
Red Oak, Flat Cut, Select
Dark Mahogany



Contemporary Kitchen
Island Post 2452
White Maple, Flat Cut, Select
Raw



Square Mission Island Post 1445
White Maple, Flat Cut, Select
Raw



Narrow Islander
Island Post 1440
White Maple, Flat Cut, Select
Raw



Massive Farmbrook
Island Post 1432
White Maple, Flat Cut, Select
Raw



Hartford Square Tapered
Bun Foot 4084
White Maple, Flat Cut, Select
Raw



Square Tulip Furniture
Bun Foot 4102
White Maple, Flat Cut, Select
Raw



Fluted Filler "B"
Cherry, Flat Cut, Select
Raw



Fluted Filler "D"
White Maple, Flat Cut, Select
Raw



Deluxe Arched Signature Range Hood
White Maple, Flat Cut, Select
Cider



Artisan Series Range Hood
White Maple, Flat Cut, Select
Amber

RIGID THERMOFOIL


Thermofoil, sometimes referred to as RTF (simply meaning Rigid Thermofoil) is actually a form of laminate. It is a vinyl film applied to MDF with heat and pressure. Thermofoil is available in a large variety of solid colors and many patterns including wood grains and metallic patterns. The application process makes it possible for Thermofoil to resemble wood, marble or granite detailing more closely than laminate can. Some of our new RTF colors have incredibly realistic textured wood grains that look great in many applications. Our door and molding styles, as well as our color selection, satisfy both timeless and trendy designs.





Clarke - \$\$
RTF
Soprano



Aurora - \$
RTF
Palomino




Odyssey - \$
RTF
Starlight White High Gloss




Hudson - \$
RTF
Antique White High Gloss



Spectrum - \$\$
RTF
Matte Cadet



Spectrum - \$\$
RTF
Stone Grey




Marshall - \$\$
RTF
Matte Fade



Fraser - \$
RTF
Aria



Hillcrest - \$\$
RTF
Wenge



Marco - \$
RTF
Swiss Elm Dark



Rockport - \$
RTF
Antique White




Hilltop - \$
RTF
Antique White



Destin - \$
RTF
Queenston Oak




Rockcliffe - \$
RTF
Lausanne



RIGID THERMOFOIL




Seaside - \$
RTF
Centauri Wolfram




Seaside - \$
RTF
Rain Cloud



Burnaby - \$
RTF
Sandstone




Lombard - \$
RTF
Portuna Grey



Lombard - \$
RTF
Aria





Protean - \$
RTF
Concrete Grey





Largo - \$
RTF
Pearlwood



Largo - \$
RTF
Kodiak




Pacific - \$
RTF
Satin White



Pacific - \$
RTF
Arctic Groovz




Pacific - \$
RTF
Matte Black




Pacific - \$
RTF
Matte Dove




RIGID THERMOFOIL




Amity - \$
RTF
Matte Dove



Tranquility - \$
RTF
Argento




Tranquility - \$
RTF
Matte Dove




Alpine - \$\$
RTF
Dark Italian Walnut




Howland - \$
RTF
Matte Dove



Tranquility - \$
RTF
Moonlight



Tranquility - \$
RTF
Matte Black



Taylor - \$\$
RTF
Chocolate


5 Piece Rigid Thermofoil



Garcia - \$\$
RTF
Stone Grey



Pinnacle - \$
RTF
Feather White



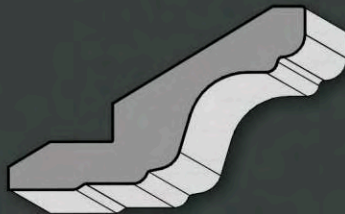
Wilson - \$
RTF
Cool Grey



Wilson - \$
RTF
Antique White

Molding Profiles

Most of our wood molding profiles are available in RTF as well. These are just a few suggested profiles. See our website or Product Catalog for more options.



J113

3 1/16" x 1 5/16"
(78.5 x 48.5mm)



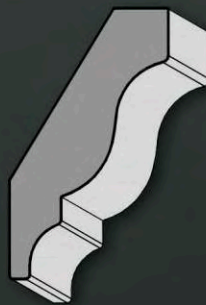
J1154

3 1/16" x 1 7/16"
(78.3 x 36.4mm)



J208

3/4" x 3/4"
(19.1 x 19.1mm)



J806

1 5/8" x 2 13/16"
(42 x 71.6mm)



J807

1 1/8" x 1 13/16"
(28.3 x 46.7mm)



J1802

1 3/16" x 2"
(20.3 x 50.8mm)



J214

9/16" x 3/4"
(13.6 x 18.8mm)



J861

1/4" x 3/4"
(6.4 x 19.1mm)




J202

3/4" x 3/4"
(19.1 x 19.1mm)




5 PIECE LAMINATE (POLYESTER)

Directional grain patterns achieved by a real five piece construction process make this style of door an attractive choice. Realistic textured wood grain patterns have added to an already interesting line of products. The surface of polyester thermally fused laminates equals or exceeds vertical grade high-pressure laminates and outperforms foils, top coated papers and vinyl in wear, scuff, stain and heat resistance.




Quantum - \$
DLV
After Hours



Quantum - \$
DLV
Southwester



Quantum - \$
DLV
Latitude East




Quantum - \$
DLV
Summer Drops



Quantum - \$
DLV
Froth of Sea



Portico - \$\$
DLV
Ember




Portico - \$\$
DLV
Riva



Portico - \$\$
DLV
Latitude West




Portico - \$\$
DLV
Mystic




Portico - \$\$
DLV
Skye



5 PIECE LAMINATE (POLYESTER)



Mystique - \$
DLV
Grigio




Mystique - \$
DLV
Milano Oak



Mystique - \$
DLV
Cassis




Mystique - \$
DLV
Storm



Mystique - \$
DLV
Chill



Mystique - \$
DLV
Canella Rustik

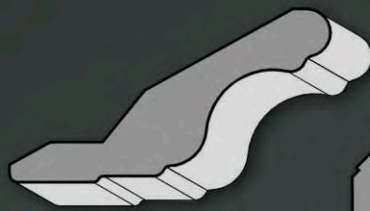


Mystique - \$
DLV
Latitude North

Molding Profiles Available



Winchester - \$\$
DLV
Memento




4021
3⁵/₁₆" x 1¹³/₁₆"
(84.9 x 46.3mm)



5027
2³/₈" x 2⁷/₁₆"
(60.1 x 62.7mm)



4022
5⁸" x 2³/₄"
(16 x 70.6mm)




J4409
3⁴" x 1¹/₂"
(19.1 x 12.7mm)



4786
3⁴" x 3⁴"
(19.4 x 19.4mm)



4439
1" x 1"
(25.6 x 25.6mm)



4632
1⁴" x 1¹/₄"
(7 x 31.9mm)



Discovery¹ - \$\$
DLV
Takase Teak



Discovery² - \$\$
DLV
Dark Chocolate




Discovery² - \$\$
DLV
Milano Oak



LAMINATE SLAB (TFL)

Straight lines and a smooth, simple look are easy to achieve with our line of Thermally Fused Laminate (TFL) one piece slab style doors. Our industry-leading machinery ensures a virtually invisible transition from the edge-band to the face of the door effectively enhancing this modern style. We have partnered with design leaders to display this color collection, so start designing today! Color choices are nearly endless with our TFL doors, so be sure to contact one of our Customer Service Specialists for more ideas.



Particle Core

Summit - \$\$
TFL
Summer Drops




Particle Core

Summit - \$\$
TFL
Winter Fun



Particle Core

Summit - \$\$
TFL
Weekend Getaway



Particle Core

Summit - \$\$
TFL
Froth of Sea



Particle Core

Summit - \$\$
TFL
Latitude East



Particle Core


Summit - \$\$
TFL
Southwester





Particle Core

Summit - \$\$
TFL
Après-Ski




Particle Core

Summit - \$\$
TFL
Sunset Cruise



Particle Core

Summit - \$\$
TFL
Stargazer



Particle Core

Summit - \$\$
TFL
After Hours



Particle Core

Summit - \$\$
TFL
Casting at First Light



Particle Core

Summit - \$\$
TFL
Tea for Two



Particle Core

Summit - \$\$
TFL
Sunday Brunch




Particle Core

Summit - \$\$
TFL
Tête-à-Tête




ACRYLIC


Our line of high gloss and matte acrylic doors are the ultimate in modern designs. The acrylic layer is done through an extrusion process to provide deep high gloss color without ripples. It is then laminated on an MDF board. The doors and panels have the acrylic on the face and on the back to maintain panel flatness. The doors and panels are edge banded with a color matched 1mm ABS banding and it will produce a near seamless appearance. The Acrylic doors are 21 mm thick. Minor scratches and scuffs can be easily removed from this acrylic by hand with liquid polishes and soft polishing cloths.




McLaren - \$\$\$\$
Acrylic
High Gloss White



McLaren - \$\$\$\$
Acrylic
High Gloss Grey Metallic



McLaren - \$\$\$\$
Acrylic
High Gloss Red




McLaren - \$\$\$\$
Acrylic
High Gloss Dark Grey




McLaren - \$\$\$\$
Acrylic
High Gloss Black



McLaren - \$\$\$\$
Acrylic
High Gloss Black Metallic




McLaren - \$\$\$\$
Acrylic
Matte Pure White 11082



McLaren - \$\$\$\$
Acrylic
Grey 85468



McLaren - \$\$\$\$
Acrylic
Grey 85383



McLaren - \$\$\$\$
Acrylic
Black 8421



CURVED DOORS & COMPONENTS



Your options are nearly endless...

...with our curved door and component program.

Choose any door style or molding profile, along with face frames and other wood components in the radius to custom fit your project.

DRAWER BOXES



D104
White Maple, Flat Cut, Select



D300
Baltic Birch, Flat Cut, Select



Knife Block Insert - KA
White Maple, Flat Cut, Select



Spice Rack Insert - SA
White Maple, Flat Cut, Select



D115 (Pot & Pan with Hand Pull)
White Maple, Flat Cut, Select



D133
Cherry, Flat Cut, Select



D125 Corner Box
White Maple, Flat Cut, Select



D123 Corner Box
White Maple, Flat Cut, Select



D141
White Maple, Flat Cut, Select



D117
Walnut, Flat Cut, Select



D112
White Maple, Flat Cut, Select



D112/S
White Maple, Flat Cut, Select

AOS ELITE CUSTOM CABINET BOXES

Elias Woodwork provides a full custom solution to all of your kitchen and bath remodeling needs with our Assemble On Site (AOS Elite) line of Cabinet boxes. Our European style frameless cabinet boxes are available in standard white furniture board or UV finished birch plywood with two assembly options, custom sized to 1/16". Our cabinet boxes are designed to accommodate any new remodel or refacing project for the kitchen and bath industry. Available in any width, height or depth, they allow you to create a custom kitchen without the added expenses of creating your own cabinet boxes or shipping fully assembled ones. This in turn provides an economical edge for more competitive pricing.

Frameless AOS Cabinet Box Features:

- Available in white or classic maple furniture board or UV finished birch plywood.
- Edgebanded white or with various matching wood grains.
- Using Carb 2 Compliant materials only.
- Manufactured in North America.
- Lock Dowel Assembly:
 - Easy and fast assembly using only a rubber mallet and glue. No screws required.
 - Available in 3/4" (19mm) thick sides, backs, bottoms, tops and shelves.
- Screw & Dowel Assembly:
 - Easy fast assembly using supplied dowels and screws.
 - Available in 5/8" (16mm) & 3/4" (19mm) thick sides, backs, bottoms and tops. Shelves are 3/4" (19mm) thick.

Hardware: Unless otherwise specified, your cabinet boxes are quoted and supplied with door hinges and drawer slides.

Warranty: All components including cabinet boxes, cabinet doors and accessories are warranted for 1 year from the date of purchase against manufacturing defects in materials or workmanship.

Shipping: Freight costs vary with the weight and volume of the product and distance shipped. However, because we are shipping your cabinets packed flat, it will cost much less than shipping fully assembled cabinetry. Your hardware and other components are shipping together with your cabinet boxes. Everything is labeled to ensure ease of assembly. Orders are shipped by LTL Freight or courier.



We manufacture the following additional products to complete your project:

- Cut To Size Plywood
- Edgebanding
- Veneers
- Cutting Boards
- Laminated Slabs
- Trivets
- Cutlery Inserts
- Curved Dovetail Drawer Boxes
- Curved Molding
- Moldings For Any Application
- Wine Rack Lattice
- Louvered Doors
- Passageway Doors
- Wainscot
- Bread Boards
- Face Frames
- Curved Face Frames
- Stair Railing
- Balusters & Newel Posts
- Knick Knack Shelves
- Laser Engraving
- Door Options Such As Hinge Boring, Finger Pulls, Etc.
- Range Hoods

Contact us today to order your Sample Kit

Get started today with our Dealer Aid Sample Kits. Each kit contains sample doors, product guide package with catalogs, wood color sample chain (stain & paint), DLV color sample chains, Acrylic sample chain and RTF color sample chain. There is additional marketing material available and each kit can be customized with your choice of door samples from our stock door list. Call us today for Sample Kit options available, or to order your customized kit.




Wood Paint Colors




Wood Stain Colors



Thermofoil Colors




5pc Laminate (polyester) Colors



TFL Colors



Acrylic Colors



Alder, Flat Cut

Clear – Color on this type of door will be fairly uniform with consistent grain structure. You will receive a light brown color matched door free of knots. This type of door is usually finished with a light colored spray stain.

Knotty – Color on this type of door will be fairly uniform but grain variations and knots of all types and sizes will be present. It should be noted that alder knots usually contain slightly opened cracks or are pitted. Even though the knots are pitted an attempt is made to make sure they are not completely through the door. This type of door is usually finished with a light colored spray stain.

Cherry, Flat Cut

Natural – is our most economical grade of Cherry. A variety of color and grain variations including sapwood and a moderate amount of pitch marks and or pin knots are randomly assembled to yield an attractive door with lively character. Virtually any spray stain finish colors work well on this wood grade depending on taste.

Select – Is our standard grade of Cherry. Color and grain variations are only tolerated to limited degree. The color is fairly uniform with little or no sapwood and well matched. Moderate color variations are allowed between doors. A few small pitch marks and/or pin knots may be allowed and some sapwood and or mineral streaks may be found in machined areas. This wood grade is well suited to most applications where medium to light spray stain finishes are required.

Premium – Is our finest grade of Cherry. Color and grain uniformity are assured. All products in a given order are made from material of the same color and grain characteristics with very low tolerance for pitch marks, sapwood, and pin knots or variations in machined areas. This wood grade is of excellent quality and perfect for clear or light finishes or where customers expectations of color uniformity are extremely high.

Rustic – Is a special designer grade of Cherry with enhanced character. Color, grain variations, and smaller knots including a limited amount of sapwood and a large amount of pitch marks are matched to result in a unique and expensive old world look. Virtually any finish colors in spray stains work well on this wood grade depending on taste.

Hickory, Flat Cut (sometimes called Pecan)

Premium – In our Premium grade of Hickory cabinet doors you will receive a calico look in each door. Sapwood and heartwood are matched and blended to flow through the panel in such a way as to minimize abrupt color changes along lamination lines. This is a very attractive, natural looking door and is usually finished clear but most light spray stains work well on this door.

Rustic – Our Rustic grade of Hickory is our most colorful grade. Color and grain variations including sapwood and heartwood are included in each door producing a door that has colors that range from whites to blacks. Closed knots, mineral staining, and pitch marks are allowed throughout. Doors in this wood type are usually finished clear but most light spray stains work well on this door.

Mahogany, African, Flat Cut

Select – African Mahogany has a pale reddish-brown color with a straight, interlocking grain. The irregular patches or streaks in the grain produce beautiful dark and light bands of color when finished. It is free of knots and suited for clear coats to dark stains.

Maple/HDF (Paint Grade)

Our most common paint grade cabinet door and our standard default is manufactured with a Hard Maple frame and an HDF panel. This product is best suited for a solid colored lacquer or “paint” finish. Please specify other combinations if required.

Pine, Flat Cut (Eastern White)

Knotty – Is our most popular grade of Pine. Color, grain variations, knots, and other natural characteristics are selected and matched to produce an attractive product. Large knots are avoided in stile material to avoid warping. An attempt is made to insure knots in panels are well spaced, will remain tight, and are not generally in machined areas. This wood grade is usually finished clear or with very light spray stains to avoid the blotchiness often associated with wipe on stains.

Clear – Clear Pine yields an inexpensive clear lightly colored wood product. Color and grain variations are selected and matched to produce a fairly uniform light colored door. This wood grade usually finished clear or with very light spray stains to avoid the blotchiness often associated with wipe on stains.

Red Oak, Flat Cut

Natural – Is our most economical grade of Oak. Color and grain variations are allowed with a time limited effort in matching. Mineral stain, sapwood, and a limited number of pin knots are allowed with the best side turned forward at glue up. Machining quality is the same as any other grade. This wood grade is best suited to medium to dark finished or spray stains with hiding characteristics.

Select – Is our standard grade used for Oak products. Color and grain variations are held to closer tolerances than in a Natural grade. The color is fairly uniform and well matched. Moderate color variations are allowed between doors. A few of the smallest pin knots may be allowed along with a small amount of mineral streaks and sapwood allowed in machined areas. This wood grade is well suited to most applications where lighter spray or wipe stain finishes are specified.

Premium – Is our top grade of Oak. Color and grain uniformity are assured. All doors in a given order are made from material of the same color and grain characteristics with very low tolerance for variations in machined areas. This door is of impeccable quality and perfect for clear or light spray or wipe stain finishes where extremely quality conscious customers are involved.

Red Oak, Quarter Cut

Select – Color and grain variations are only tolerated to a limited degree. The color is fairly uniform and well matched. Moderate color variations are allowed between doors. A few of the smallest pin knots may be allowed along with a small amount of mineral streaks and sapwood allowed in machined areas. Being Quarter Cut, this wood type creates a fairly 'straight grain' look with an emphasis being placed on choosing material with ray flakes. This wood grade is well suited to most applications where light to medium spray or wipe stain finishes are specified.

Red Oak, Rift Cut

Select – Color and grain variations are only tolerated to a limited degree. The color is fairly uniform and well matched. Moderate color variations are allowed between doors. A few of the smallest pin knots may be allowed along with a small amount of mineral streaks and sapwood allowed in machined areas. Being Rift Cut, this wood type minimizes the ray flakes in the Red Oak and creates a fairly 'straight grain' look. This wood grade is well suited to most applications where light to medium spray or wipe stain finishes are specified.

Walnut, Flat Cut

Select – Is our standard grade of Walnut. Color and grain variations are tolerated to a limited degree. The color variation is fairly uniform allowing the lighter colors to appear only in some deeper profiles and on the back side of the door. A few pin knots and small knot clusters may be allowed if overall color is consistent. This wood grade is well suited for light stains to dark stains.

Rustic – Color variations and knots are purposely selected. The color may vary from a light creamy white to rich dark browns and this color variation may appear in some of the deeper profiles and on both the front and back faces of the door. The color variation together with the fact that we make sure each door has knots in the face of the door gives this wood grade a completely different look than our select grade. Walnut knots tend to be pitted and cracked in the knot area but you should not be able to see through them. This grade is well suited for all types of finish, depending on personal preference.

White Oak, Flat Cut

Select – Is our standard grade of White Oak. Color and grain variations are only tolerated to a limited degree. The color is fairly uniform and well matched. Moderate color variations are allowed between doors, with a few small pin knots being allowed. This wood grade is well suited to most applications where light to medium stain finishes are specified.

White Oak, Rift Cut

Select – Color and grain variations are only tolerated to a limited degree. The color is fairly uniform and well matched. Moderate color variations are allowed between doors. A few of the smallest pin knots may be allowed along with a small amount of mineral streaks and sapwood allowed in machined areas. Being Rift Cut, this wood type minimizes the ray flakes in the White Oak and creates a fairly 'straight grain' look. This wood grade is well suited to most applications where light to medium spray or wipe stain finishes are specified.

White Oak, Quarter Cut

Select – Color and grain variations are only tolerated to a limited degree. The color is fairly uniform and well matched. Moderate color variations are allowed between doors. A few of the smallest pin knots may be allowed along with a small amount of mineral streaks and sapwood allowed in machined areas. Being Quarter Cut, this wood type creates a fairly 'straight grain' look with an emphasis being placed on choosing material with ray flakes. This wood grade is well suited to most applications where light to medium spray or wipe stain finishes are specified.

White Maple, Flat Cut

Soft – Is the most economical wood grade. Color and grain variations along with mineral stained and brown or green heartwood are allowed with no effort given to matching. Machining quality is the same as any other grade. This wood grade is best suited for drawer boxes and solid color paints with good hiding characteristics.

Natural – Is an economical grade of Maple for cabinet door. Color and grain variations along with mineral staining and brown heartwood are purposely encouraged with a time limited effort in matching. Machining quality is the same as any other grade. This wood grade is best suited to medium to dark spray stains with some hiding characteristics.

Select – Is our standard grade form Maple products. Color and grain variations are only tolerated to limited degree. The color is fairly uniform and well matched. Moderate color variations are allowed between doors. A few of the smallest pin knots may be allowed along with at small amount of mineral streaks and brown heartwood allowed in machined areas. This wood grade is well suited to most applications where medium to light spray stain finishes are specified.

Premium – Is our finest grade of Maple. Color and grain uniformity are assured. All doors in a given order are made from material of the same color and grain characteristics with very low tolerance for variations in machined areas. This wood grade is of excellent quality and perfect for clear or light spray stain finishes or where customers demand a near "plastic laminate" quality look.

Yellow Poplar, Flat Cut

Select - Is fine texture, soft and lightweight. Yellow Poplar has grayish-white sapwood with greenish brown heartwood so the color ranges from a light green to an off white. It machines well and take paint exceptionally well. Poplar is frequently finished to look like other woods, and also works well ad a paint grade wood. This grade is free of knots.

Door & Drawer Front Code Key

*Recommended panel and drawer front options for doors shown with mullions.

Name	Section	Page	Door					Drawer Front				
			Shape	Frame	Panel	Edge	AM/Pegs	Shape	Frame	Panel	Edge	AM/Pegs
Abbott	Painted	25		E1040	P2D				E1041	P2D		
Addison	Stained	18		E1603	P2D				E1601	P2D		
Alberto	Raw / Painted	4 / 21		E8700	S059				E8750	DFU		
Alliance	Painted	25		DS0006	P2D	B		E900			B	
Alphonse	Stained	19		DS0006	S070	M			DS0006DF	OR	M	
Alpine	5pc Thermofoil	37		4847	S089				4847	P2D		
Amity	Thermofoil	37	A6001	406		B		A6001	406		B	
Andeo	Painted	22		DS0002	O	J			DS0002DF	DFO	J	
Anderson (SFM009)	Stained	14	E500	101(57.2)	*P2D	A		*E501	*101(57.2)	*P2D	*A	
Anderson (SFM011)	Stained	6	E500	101(57.2)	*P2D	A		*E501	*101(57.2)	*P2D	*A	
Arena	Stained	8		E7550	P2D		AM35		E7560	P2D		AM35
Aria	Painted	22		E8623	S062				E8687	M		
Arlington	Painted	21	E500	351(57.2)	P2D	B		E900			B	
Aspen	Stained	17	E500	305(76.2)	ORV3	V		E500	305(76.2)	DFORV3	V	
Atlantic	Painted	22		E7702	O				E7102	DFO		
Augustus	Painted	25		DS0007	ORV2	D04			DS0007DF	DFORV2	D04	
Aurora	Thermofoil	33	A6002	267		B		A6000			B	
Ava	Stained	5		E8731	P2F				E8731	P2F		
Aventura	Stained	15		DS0001	P2D	B		E900			B	
Baker	Stained	11	E500	305(57.2)	ORV2	D13		E503	305(57.2)	DFORV2	D13	
Balboa	Painted	25		E8788	P2DFL				E8811	P2D		
Bayside	Stained	13	E500	309(57.2)	S059	G	AM18	E503	309(57.2)	P2D	G	AM18
Bennett	Stained	8	E500	301(76.2)	ORV3	B		E503	301(76.2)	DFORV3	B	
Bethel	Painted	22	E500	301(76.2)	P2D	B		E501	301(76.2)	P2D	B	
Boswell	Painted	25	E500	340(57.2)	S072	V		E503	340(57.2)	S072	V	
Boulder Ridge	Stained	6	E500	402(63.5)	P2F	D13		E503	402(63.5)	P2F	D13	
Bravo	Stained	5		E8657	P2D				E8696	P2D		
Bridgeport	Stained	7		DS0005	OR	V		E900			V	
Brooklyn	Stained	20	E500	301(57.2)	OR	B		E503	301(57.2)	DFOR	B	
Burdick	Stained	13	E500	101(57.2)	P2D	D10		E503	101(57.2)	P2D	D10	
Burnaby	Thermofoil	35	A6001	103		A		A6005	103		A	
Burrows	Stained	16	E500	501(57.2)	ORV15	V		E503	501(57.2)	DFORV15	V	
Camryn	Stained	7		E8730	P2F			E900			B	

Door & Drawer Front Code Key Cont.

Name	Section	Page	Door					Drawer Front				
			Shape	Frame	Panel	Edge	AM/Pegs	Shape	Frame	Panel	Edge	AM/Pegs
Caravan	Stained	12		E8682	P2D				E8682	P2D		
Carlo	Stained	11	E500	201(57.2)	S059	E		E503	201(57.2)	DFU	E	
Carson	Stained	6	E500	501(76.2)	P2D	V		E501	501(76.2)	P2D	V	
Causeway	Painted	24		DS0009	P2D	B			DS0009DF	P2D	B	
Cayman	Stained	9	E500	309(57.2)	P2D	E	AM25	E900			E	
Century	Stained	7		E1603	S081				E1601	S083		
Chalet	Stained	7		E8626	P2DFM007				E8626	P2D		
Charleswood	Stained	14		E2601	P2D				E2602	P2D		
Civic	Stained	8		E9037					E9037			
Clarke	Thermofoil	33	A6001	287		V		A6005	287		V	
Colborne	Painted	22		E5600	R				E5601	DFR		
Cole	Stained	16	E500	346(57.2)	OR	B		E900			B	
Collegiate (FM017)	Stained	16	E500	501(76.2)	*OR	Z		*E501	*501(57.2)	*DFOR	*Z	
Collingwood	Stained	13		E1801	S081				E1809	S083		
Copley	Painted	24		E2100	P2D			E708			V	
Cornell	Stained	8	E500	101(57.2)	N	D10		E503	101(57.2)	DFN	D10	
Cortona	Stained	10	E500	201(76.2)	U	J	AM11	E503	201 (76.2)	P2D	J	AM11
Cottage	Painted	23	E500	309(76.2)	ORB2	K	AM17	E900			K	
Davenport	Painted	23	E500	201(76.2)	S059	J	AM11	E501	201(76.2)	DFU	J	AM11
Dawson	Painted	23	E500	901(76.2)	P2D	V		E501	901(76.2)	P2D	V	
Destin	Thermofoil	34	A6001	287		B		A6005	287		B	
Discovery ¹	5pc Laminate	42		4546	P2D				TFL			
Discovery ²	5pc Laminate	42		4546	P2D				4459	P2D		
Divine	Stained	12		E9039					E9039			
Dufferin	Stained	18	E500	201(76.2)	S059	M	AM04	E501	201(76.2)	DFOR	M	AM04
Dunbar	Stained	19		E8519	S059				E8520	DFU		
Eclipse	Painted	22		E1026	O				E8684	DFO		
Edmond (SFM007)	Stained	12	E500	901(57.2)	*P2D	D13		*E501	*901(57.2)	*P2D	*D13	
Edmond (SFM010)	Stained	16	E500	901(57.2)	*P2D	D13		*E501	*901(57.2)	*P2D	*D13	
Edmond (SFM024)	Stained	9	E500	901(57.2)	*P2D	D13		*E501	*901(57.2)	*P2D	*D13	
Evermore	Stained	16		E1032	P2D				E1033	P2D		
Fairmont	Stained	17	E600Y	201(57.2)	O	A		E503	201(57.2)	DFO	A	
Florence	Stained	12		E1014	N				E8518	DFN		
Foggy Forest	Stained	13	E500	346(76.2)	S062	D20		E900			D20	
Forest Hill	RAW / Stained	4/20	E500	201(76.2)	N	D10		E503	201(76.2)	DFN	D10	
Fraser	Thermofoil	34	A6001	105		V		A6000			V	

Door & Drawer Front Code Key Cont.

Name	Section	Page	Door					Drawer Front				
			Shape	Frame	Panel	Edge	AM/Pegs	Shape	Frame	Panel	Edge	AM/Pegs
Frederick (FM23)	Stained	13	E600Y	101(57.2)	*O	E		*E900			*E	
Gables	Stained	14		E8519	S064				E8520	P2D		
Garcia	5pc Thermofoil	38		4860	P2D				4860	P2D		
Gold Coast	Stained	18	E500	309(76.2)	S060	B	RP1	E900			B	RP1
Grace	Painted	26		E9038					E9038			
Graham	Painted	26		E8646	O				E8645	DFO		
Harvard	Painted	23	E500	201(76.2)	S081	J		E501	201(76.2)	S083	J	
Highlight	Stained	9		E2630	ORB2				E2640	DFORB2		
Hillcrest	Thermofoil	34	A6001	277		S		A6005	277		S	
Hilltop	Thermofoil	34	A6003	101		S		A6005	101		S	
Hope	Stained	6		E9031					E9031			
Howland	Thermofoil	37	A6001	407		B		A6005	407		B	
Hudson	Thermofoil	33	A6000			D39		A6000			D39	
Hunter	Stained	17		E2430	P2D		AM33	E900			B	
Imperia (FM005)	Stained	18	E800X	201(57.2)	*R	G		*E761			*G	
Imperial	Painted	25		E2600	N				E2602	DFN		
Ireland	Painted	24		E2610	P2D				E2612	P2D		
Kelmscott	Stained	10		E2630	P2D		AM31		E2640	P2D		AM31
Largo (F23) / Largo	Raw / Thermofoil	4/36	A6001	304		V		A6005	304		V	
Laurel	Stained	9		E8500	S059				E8502	DFU		
Liberty	Stained	7		E7500	P2D				E7300	P2D		
Lombard	Thermofoil	35	A6000			O		A6000			O	
Malay	Stained	10		E1800	S065			E802		B		
Marco	Thermofoil	34	A6001	267		B		A6005	267		B	
Marshall	Thermofoil	34	A6002	276		B		A6005	276		B	
McLaren	Acrylic	45/46										
Melbourne	Stained	11	E500	340(57.2)	N	B		E503	340(57.2)	DFN	B	
Mercury	Painted	21		DS0004	P2D	D06		E956			D06	
Mesa	Painted	24		E1901	P2D				E1901	P2D		
Middlesex	Stained	7	E912			C		E900			C	
Milan	Stained	24	E500	201(57.2)	S063	C		E501	201(57.2)	DFO	C	
Miller	Painted	25	E500	305(57.2)	P2D	B		E503	305(57.2)	P2D	B	
Mission	Raw/Stained/Painted	4/15/21	E500	301(57.2)	P2D	B		E503	301(57.2)	P2D	B	
Mission (FM003)	Stained	5	E500	301(57.2)	*P2D	B		*E503	*301(57.2)	*P2D	*B	
Mission (SFM022)	Painted	26	E500	301(57.2)	*P2D	B		*E503	*301(57.2)	*P2D	*B	
Molise	Stained	9		E2600	P2D		AM32		E2602	P2D		AM32

Door & Drawer Front Code Key Cont.

Name	Section	Page	Door					Drawer Front				
			Shape	Frame	Panel	Edge	AM/Pegs	Shape	Frame	Panel	Edge	AM/Pegs
Morris	Stained	5		E2603	P2D				E2604	P2D		
Morrison	Painted	26	E500	346(76.2)	P2D	D04		E503	346(76.2)	P2D	D04	
Murphy	Stained	19		E1800	P2D				E1810	P2D		
Museum	Raw / Stained	4/16	E500	501(57.2)	L	V		E503	501(57.2)	P2D	V	
Mystique	5pc Laminate	41		4459	P2D				4459	P2D		
Naples	Stained	19	E500	101(76.2)	N	D06		E750			D06	
Nassau	Stained	18	E600Y	201(57.2)	R	J		E760			J	
Ocean	Painted	24	E500	901 (57.2)	P2D	B		E503	901(57.2)	P2D	B	
Odyssey	Thermofoil	33	A6000			D03		A6000			D03	
Orchard	Stained	14		E8636	S070				E8653	DFU		
Osprey	Painted	23	E500	340(76.2)	P2D	D13		E900			D13	
Pacific	Thermofoil	36	A6001	166		B		A6005	166		B	
Pacific (SMF011)	Painted	24	A6001	166		B		*A6005	*166		*B	
Pacific Grove	Stained	8		E8787	P2D				E8804	P2D		
Paramount	Stained	5	E500	401(76.2)	P2F	B		E501	401(76.2)	P2F	B	
Parsons	Stained	11	E500	305(76.2)	P2D	D04		E503	305(76.2)	P2D	D04	
Partridge	Stained	17		E1070	P2D				E1070	P2D		
Pembina	Stained	14		E7502	S070				E7302	P2D		
Pike	RAW	4		E8932	P2D			E900			D32	
Pinnacle	5pc Thermofoil	38		4847	P2D				4847	P2D		
Ponderosa	Stained	17	E500	309(76.2)	S072	G		E501	309(76.2)	S072	G	
Portico	5pc Laminate	40		4741	P2D				4741	P2D		
Protean	Thermofoil	35	A6001	402		D38		A6005	402		D38	
Provincial	Stained	7	E500	501(57.2)	P2DFM021	Z		E501	501(57.2)	P2D	Z	
Purity	Stained	15		E9034					E9034			
Quantum	5pc Laminate	39		4982	P2D				4981	P2D		
Regal	Stained	6		E8700	N				E8750	DFN		
Regent	Stained	11	E500	301(57.2)	ORB15	B		E503	301(57.2)	DFORB15	B	
Renfrew	Stained	10		E7504	S064				E7304	DFN		
Richmond	Stained	12		E1013	S059				E1012	DFU		
Riverbed	Stained	17		E1032	OR				E1033	DFOR		AM03
Riverdale	Stained	10	E500	301(76.2)	P2D	Y	AM03	E503	301(76.2)	P2D	Y	
Robinson	Stained	19	E500	101(57.2)	U	J		E503	101(57.2)	DFU	J	
Rockcliffe	Thermofoil	34	A6002	304		J		A6005	304		J	
Rockport	Thermofoil	34	A6001	120		D38		A6005	120		D38	
Romeo	Stained	20	E500	301(57.2)	P2D	B	AM01	E503	301(57.2)	P2D	B	AM01

Door & Drawer Front Code Key Cont.

Name	Section	Page	Door					Drawer Front				
			Shape	Frame	Panel	Edge	AM/Pegs	Shape	Frame	Panel	Edge	AM/Pegs
Russell	Painted	26	E500	201(76.2)	P2D	D06		E503	201(76.2)	P2D	D06	
Salem	Stained	18	E500	301(76.2)	OR	B		E503	301(76.2)	DFOR	B	
Sanderson	Stained	15	E500	301(76.2)	P2D	B	SP2	E515	301(76.2)		B	SP2
Santolina	Painted	23		E1804	P2D				E1812	P2D		
Seaside	Thermofoil	35	A6001	266		B		A6000			B	
Serenity	Painted	21	E500	340(57.2)	S060	J		E900			J	
Shepherd	Painted	23		E1600	P2D				E1601	P2D		
Simplicity	Stained	12/19	E9030					E9030				
Somerset	Stained	15		E8646	ORB15			E900			B	
Spectrum	Thermofoil	33	A6001	186		B		A6005	186		B	
Stanley	Stained	9	E500	301(63.5)	OR	Y	AM36	E503	301(63.5)	DFOR	Y	AM36
Stewart	Painted	26	E500	101(57.2)	R	F		E503	101(57.2)	DFR	F	
Stirling	Stained	11		E7500	N				E7300	DFOR		
Stream	Stained	13		E2410	P2D			E900			B	
Sturgis	Stained	6	E500	309(57.2)	P2D	B	AM13	E503	309(57.2)	P2D	B	AM13
Suffolk (FM012)	Stained	16		E8504	*S059				*E8537	*P2D		
Summit	Laminate Slab	43/44		TFL					TFL			
Sunset	Stained	13	E600X	201(57.2)	ORV2	D01		E503	201(57.2)	DFORV2	D01	
Taylor	5pc Thermofoil	37		4300	P2D				4307	P2D		
Toscana	Stained	16		E7550	OR			E801			B	
Tranquility	Thermofoil	37	A6000			B		A6000			B	
Tremblay	Stained	8		E2600	P2D				E2602	P2D		
Umbria	Stained	20		E8646	OR				E8646	DFOR		
Unity	Stained	5		E1706	P2D				E1705	P2D		
Urban	Stained	12		E9036					E9036			
Valley	Stained	14	E800X	101(57.2)	R	M		E761			M	
Verity	Painted	26		E9035					E9035			
Villa	Painted	22		DS0008	P2D	B		E900			B	
Waverly	Stained	18		E1028	P2D				E1029	P2D		
William	Stained	9		DS0003	P2D	W	SP1		DS0003DF	P2D	W	SP1
Wilson	5pc Thermofoil	38		4459	P2D				4459	P2D		
Winchester	5pc Laminate	42		4846	P2D				4846	P2D		
Wisteria	Stained	18		E1019	N				E1031	DFN		
Woodbine (FM010)	Stained	20	E500	101(57.2)	*S070	F		*E503	*101(57.2)	*DFOR	*F	
York	Stained	14	E600X	340(57.2)	M	D04		E705			D04	
Yukon	Stained	20	E500	901 (57.2)	M	V		E503	901(57.2)	DFOR	V	

Phone: 1-204-325-9962
Toll Free: 1-800-665-0623
Fax: 1-204-325-5617
Email: sales@eliaswoodwork.com

Elias Woodwork and Manufacturing Ltd.
P.O. Box 1659
275 Badger Ave.
Winkler, MB. Canada R6W 4B5



www.eliaswoodwork.com

