



2 WOOD PRODUCTS
Miter Doors

MITER DOORS

WOOD PRODUCTS

MITER CABINET DOORS - General Door Information

Orders:

Elias Woodwork accepts orders either in metric to the nearest millimeter or in inches to the nearest 1/16". Whenever you are ordering or speaking with a Customer Service Specialist, please refer to cabinet doors WIDTH by HEIGHT.

From a single vanity to a condominium project we will accept orders from one door to several thousands. Although our manufacturing system has been engineered to be able to produce 1 door almost as efficiently as 1000 there will still always be some economies of scale that may influence pricing on large orders. For this reason we may be able to work out lower prices for large projects when you need that extra edge to get the job. This project pricing is established on a job by job basis and is completely separate from your standard discount.

Multiple Panels

Elias Woodwork manufactures miter doors with multiple panels utilizing center stiles and rails. Any multiple panel miter door is not a standard production item, therefore requires additional lead time and a quoted price. Please contact your Customer Service Specialist to receive further information.

Miter Door Code Explanation

E7500 O - 1 - - - L3 3 76.2 76.2 M [- - - -] -

E7500: Miter Frame Profile

- O:** Panel / Frame / Mullion Option
- :** Outside Edge Profile (Edge can only be changed on frame profiles which come standard with a square edge)
- 1:** Number of Panels
- :** Applied Molding Option
- :** Decorative Pegs Option
- :** Finger Pull Option
- L3:** Hinge Boring Option
- 3:** Hole Edge Inset (mm)
- 76.2:** Hole Center To Top Offset (mm)
- 76.2:** Hole Center To Bottom Offset (mm)
- M:** Miter Joint Construction Option
- [- - -]:** Finishing Options (Finish Color / Glaze Color / Lacquer Type)
- :** Treatment

Tolerance:

Elias Woodwork warrants that its wood cabinet doors have a size tolerance of +/- 1mm. Warping is always a factor with wood cabinet doors. Elias Woodwork warrants that any door or drawer front under 24"x48" will have a warpage allowance of 1/8". Doors or drawer fronts between the sizes of 24"x48" and 24"x72" will have a warpage allowance of 1/4". Any doors or drawer fronts wider than 24" or higher than 72" will not be warranted for warpage. Note: This applies to doors and drawer fronts with one vertical grain panel.

Quality Standards For Every Miter Door:

Every door is:

- orbital and/or hand sanded in every panel profile.
- thickness sanded on back side with 100, 150 and 180 grit sand paper.
- orbital and/or hand sanded on face side.
- individually inspected for quality to ensure proper corners and smoothness.

Minimum Size Calculations for Miter Doors

For Solid Panel Miter Doors & Drawer Fronts

- (Stile / Rail Width x 2) + (Panel Profile Reveal x 2) + 1/2"

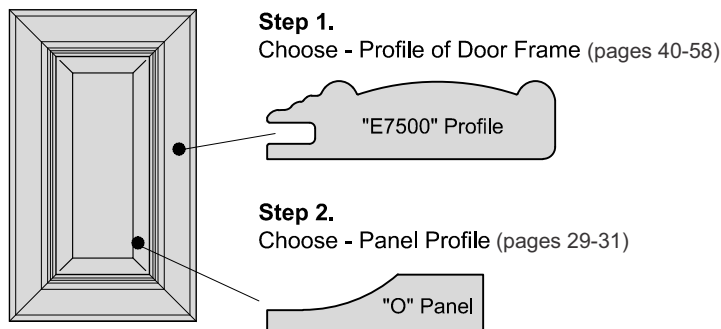
*See pages 29-31 for panel profile reveals.

For Plywood Panel Miter Doors & Drawer Fronts

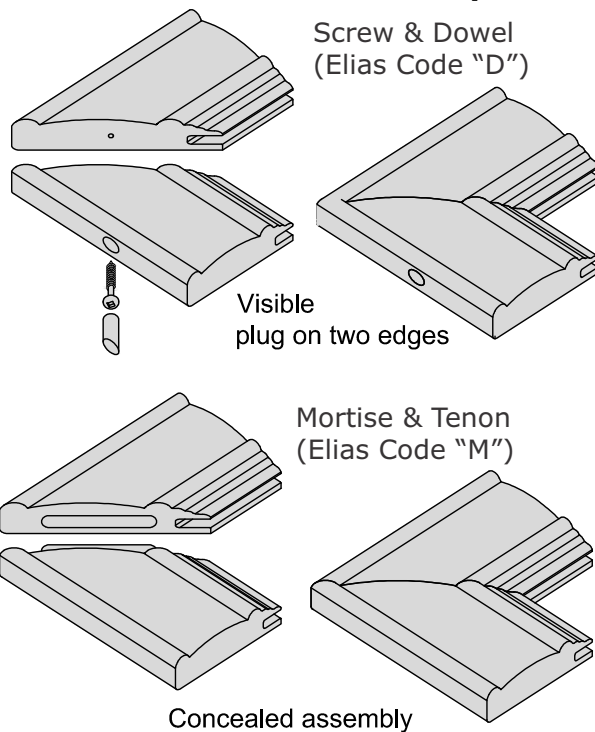
- (Stile / Rail Width x 2) + 1"



How to Order



Miter Joint Construction Options



WOOD PRODUCTS
2 Miter Doors

Miter Frame Profile Index

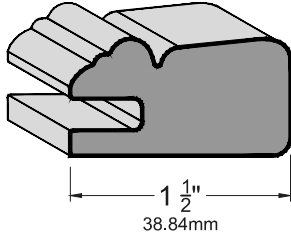
Code	Page	Code	Page	Code	Page
E1010	54	E1702	52	E2603	49
E1012	40	E1704	51	E2604	49
E1013	40	E1705	51	E2605	44
E1014	45	E1706	51	E2607	46
E1015	43	E1800	47	E2610	44
E1016	43	E1801	48	E2611	44
E1019	41	E1802	47	E2612	44
E1020	54	E1804	48	E2613	44
E1021	54	E1805	48	E2620	45
E1022	53	E1806	48	E2621	45
E1023	49	E1807	48	E2622	45
E1024	54	E1808	47	E2630	45
E1025	46	E1809	48	E2640	45
E1026	53	E1810	47	E2650	44
E1027	46	E1811	47	E2900	50
E1028	41	E1812	48	E2910	50
E1029	41	E1813	47	E2911	50
E1031	41	E1814	48	E2912	50
E1032	52	E1901	50	E2930	50
E1033	52	E1951	50	E3310	53
E1034	49	E2017	52	E4400	41
E1035	54	E2018	52	E4500	41
E1037	46	E2019	52	E5600	46
E1040	52	E2100	55	E5601	46
E1041	52	E2101	55	E7100	42
E1043	49	E2200	53	E7102	43
E1070	45	E2201	53	E7140	49
E1071	46	E2410	55	E7141	49
E1072	46	E2411	54	E7142	49
E1073	45	E2412	54	E7300	42
E1074	46	E2420	55	E7302	42
E1600	51	E2430	55	E7304	42
E1601	51	E2431	55	E7500	42
E1602	51	E2500	47	E7502	42
E1603	51	E2600	44	E7504	42
E1700	51	E2601	44	E7550	43
E1701	52	E2602	44	E7552	43

Code	Page	Code	Page	Code	Page	Code	Page
E7560	43	E8606	50	E8686	53	E8750	40
E7570	43	E8611	54	E8687	53	E8763	57
E7700	42	E8616	48	E8688	54	E8764	57
E7701	42	E8618	40	E8689	54	E8785	44
E7702	43	E8620	40	E8690	55	E8788	58
E8500	40	E8623	53	E8691	54	E8787	56
E8501	46	E8626	55	E8694	53	E8790	49
E8502	40	E8627	44	E8696	53	E8798	56
E8504	41	E8636	47	E8697	47	E8799	56
E8513	46	E8638	55	E8700	40	E8803	49
E8516	47	E8643	43	E8702	58	E8804	56
E8518	45	E8644	43	E8703	58	E8805	55
E8519	45	E8645	42	E8704	58	E8806	55
E8520	45	E8646	42	E8705	58	E8807	58
E8526	48	E8653	47	E8712	57	E8808	57
E8527	48	E8655	43	E8714	57	E8809	57
E8529	41	E8656	43	E8715	57	E8810	57
E8533	56	E8657	53	E8729	57	E8811	58
E8535	56	E8672	55	E8730	56	E8930	56
E8537	41	E8673	49	E8731	56	E8931	56
E8543	40	E8674	49	E8732	56	E8932	56
E8552	51	E8676	42	E8734	57	E9300	41
E8553	51	E8679	45	E8737	47	E9500	41
E8600	50	E8680	46	E8738	44		
E8601	50	E8681	51	E8739	54		
E8602	40	E8682	52	E8741	58		
E8603	40	E8683	52	E8742	58		
E8604	48	E8684	53	E8745	57		
E8605	50	E8685	52	E8746	57		

FRAME PROFILES

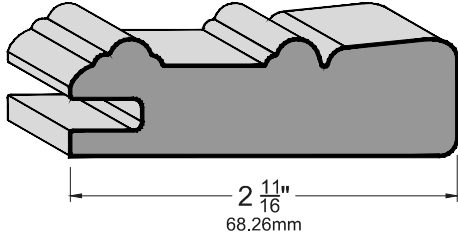
WOOD PRODUCTS
2 Miter Doors

E8603



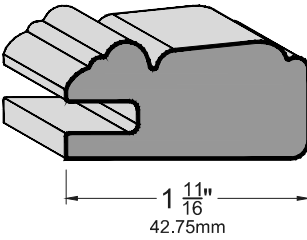
1 1/2"
38.84mm

E8602



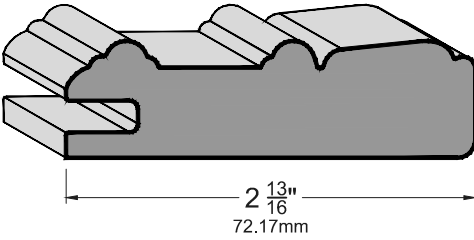
2 11/16"
68.26mm

E8750



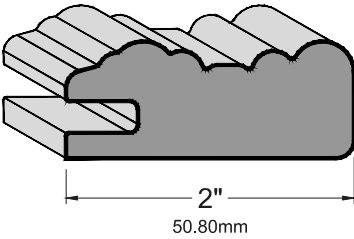
1 11/16"
42.75mm

E8700



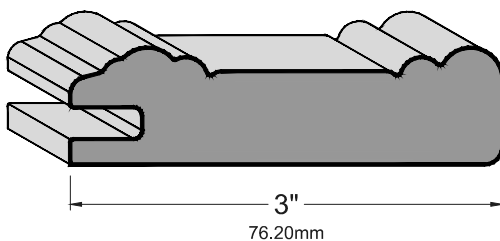
2 13/16"
72.17mm

E1012



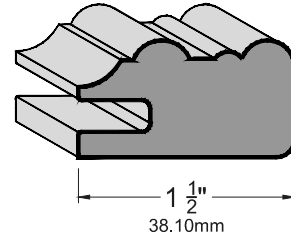
2"
50.80mm

E1013



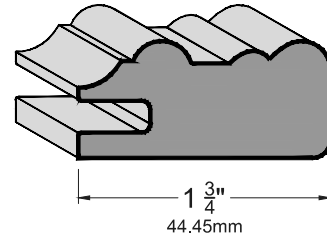
3"
76.20mm

E8543



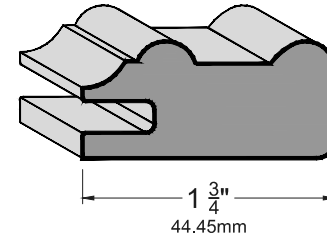
1 1/2"
38.10mm

E8502



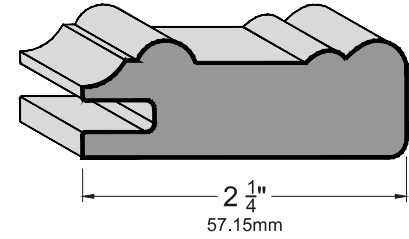
1 3/4"
44.45mm

E8618



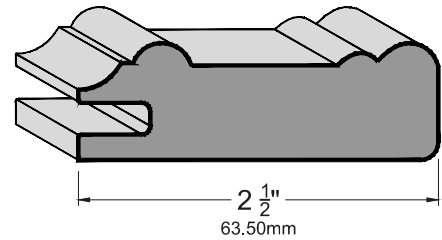
1 3/4"
44.45mm

E8500

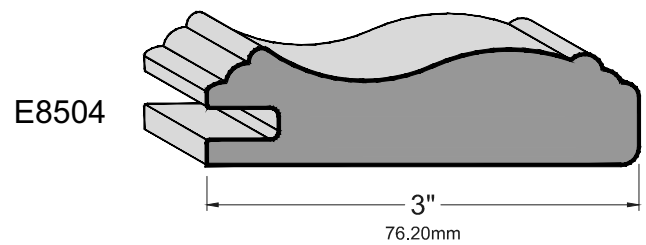
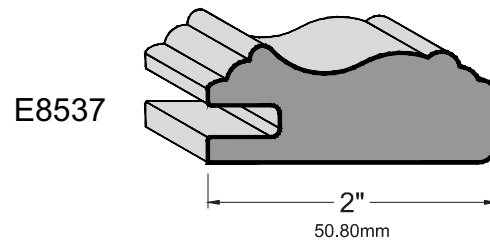
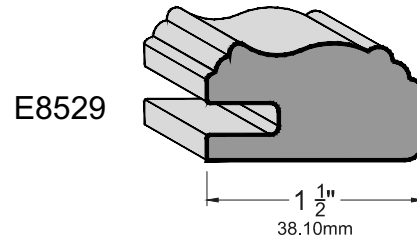
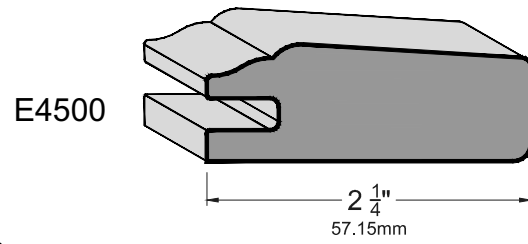
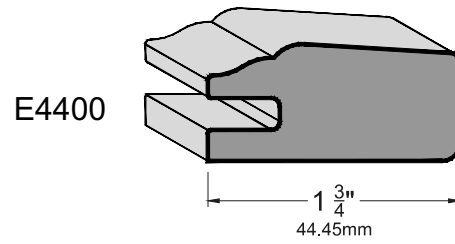
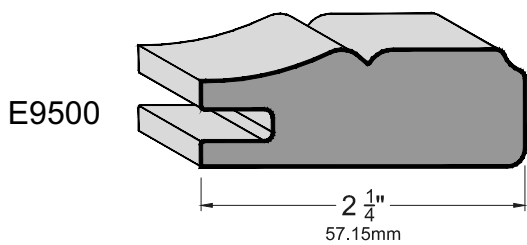
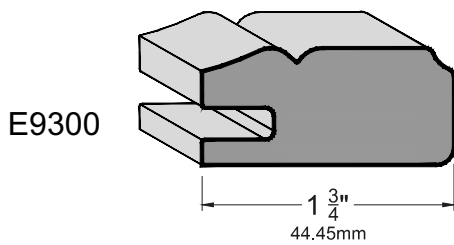
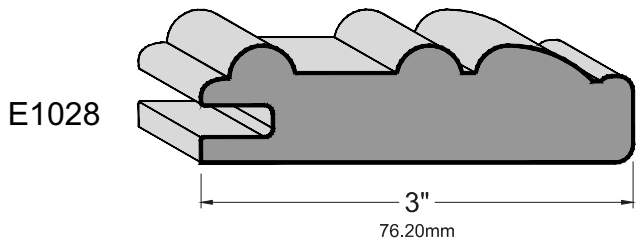
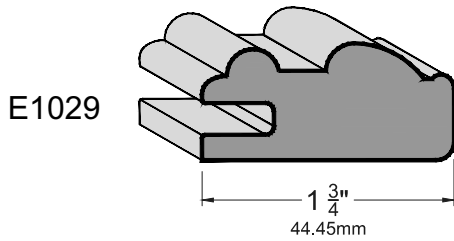
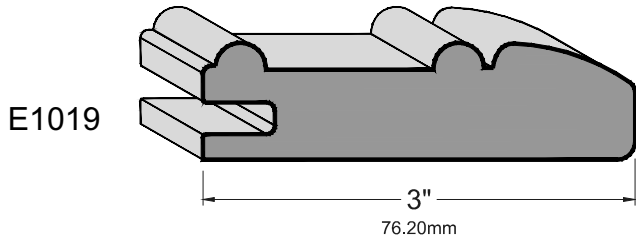
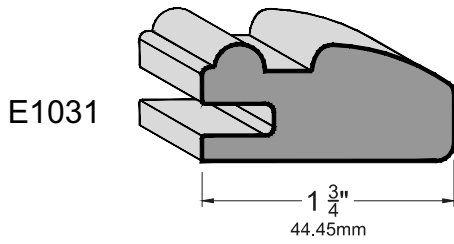


2 1/4"
57.15mm

E8620



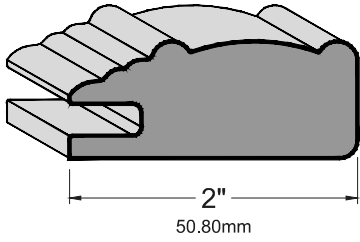
2 1/2"
63.50mm



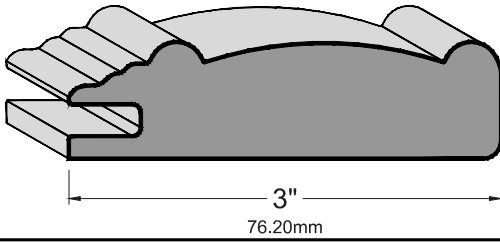
WOOD PRODUCTS
MITER CABINET DOORS - Frame Profiles

WOOD PRODUCTS
2 Miter Doors

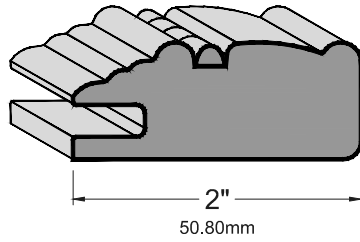
E7300



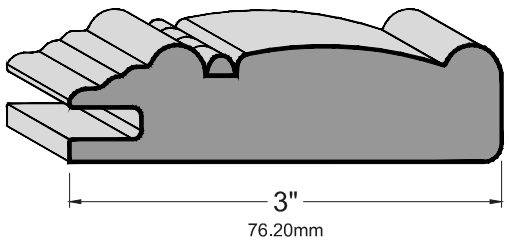
E7500



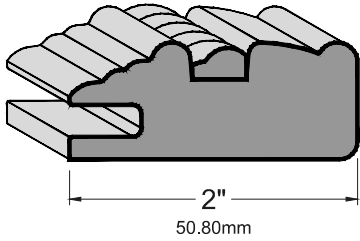
E7302



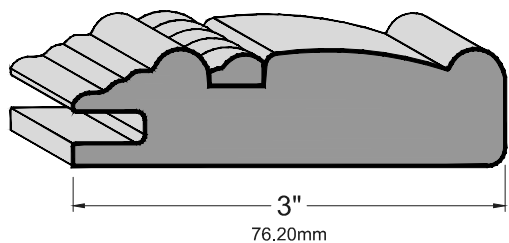
E7502



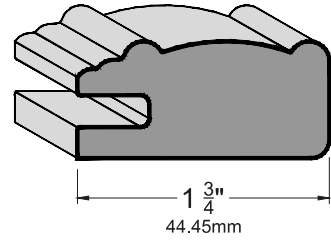
E7304



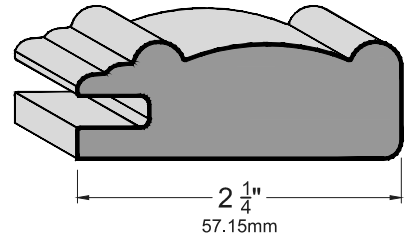
E7504



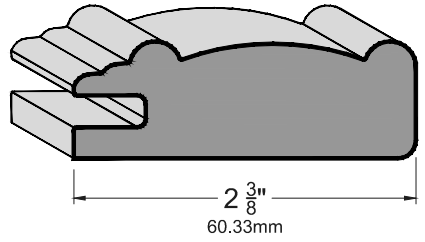
E7100



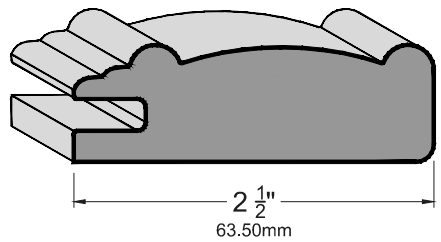
E7701



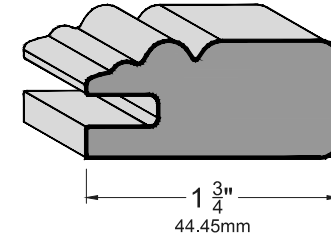
E8676



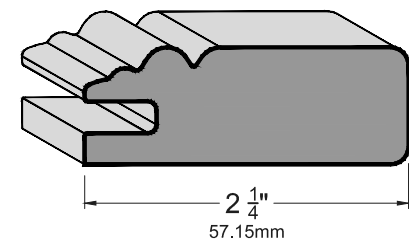
E7700

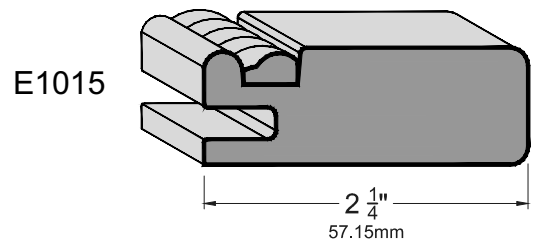
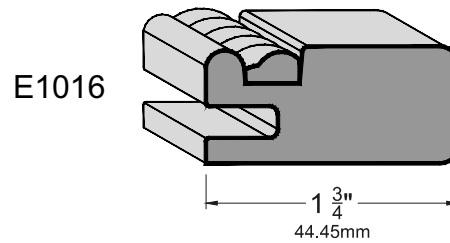
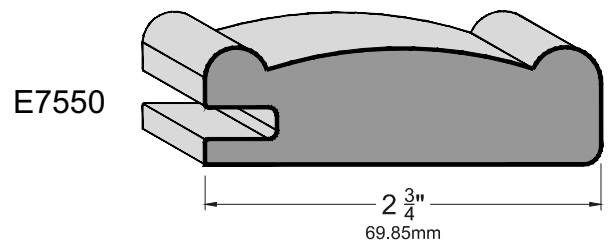
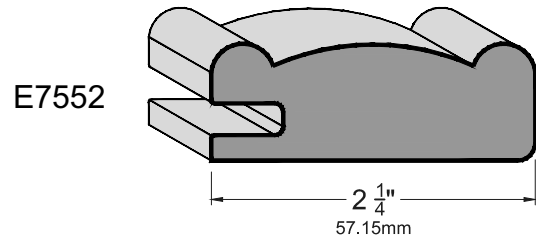
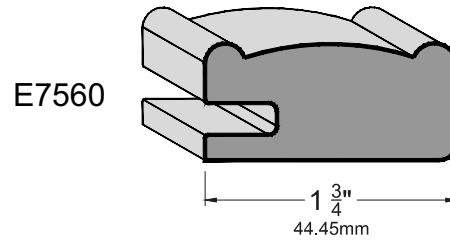
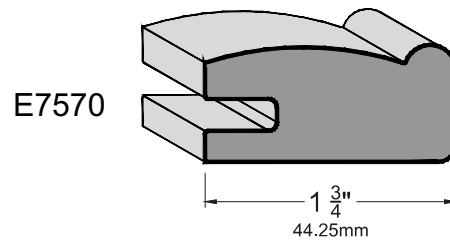
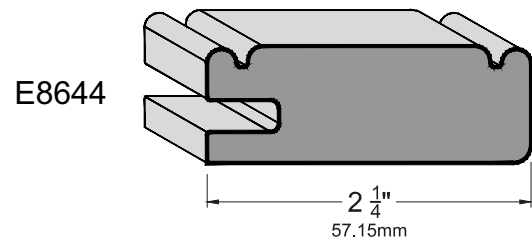
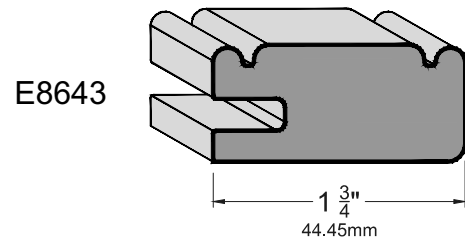
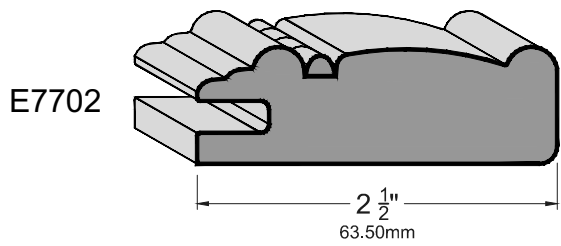
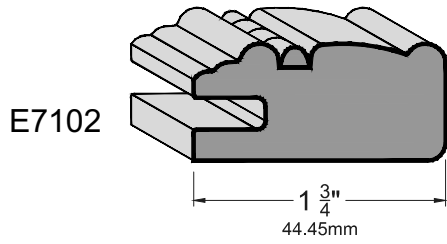
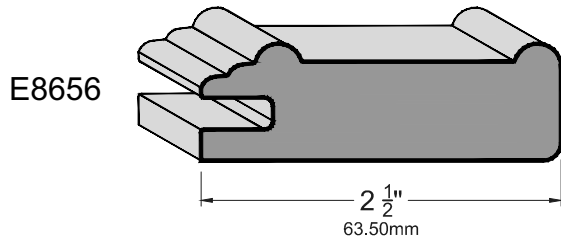
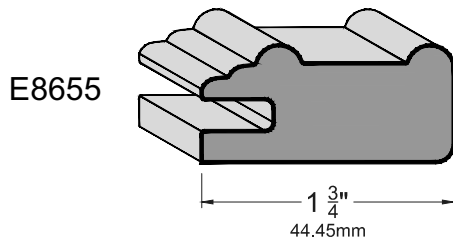


E8645



E8646

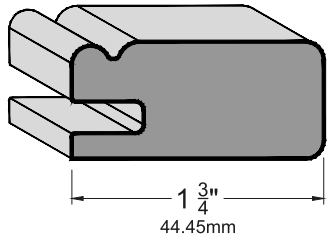




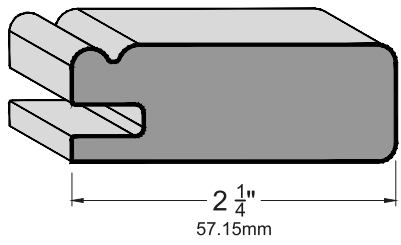
WOOD PRODUCTS
MITER CABINET DOORS - **Frame Profiles**

WOOD PRODUCTS
2 Miter Doors

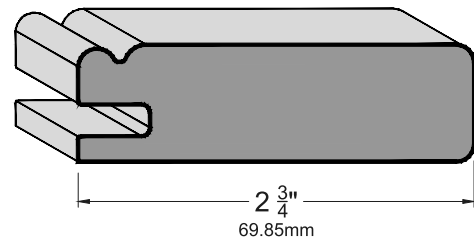
E2612



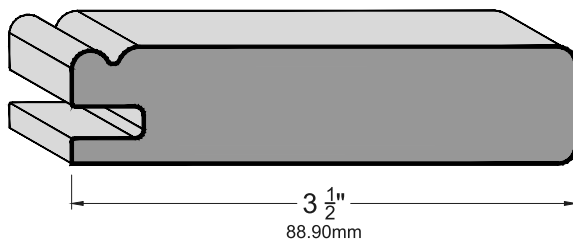
E2610



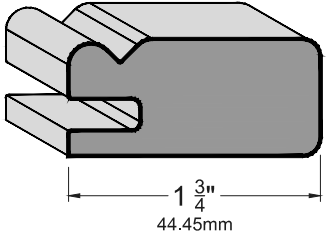
E2611



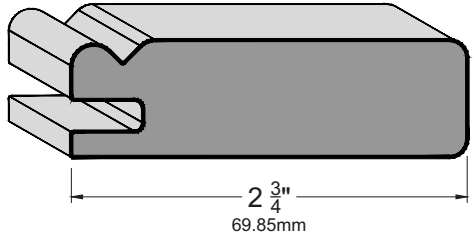
E2613



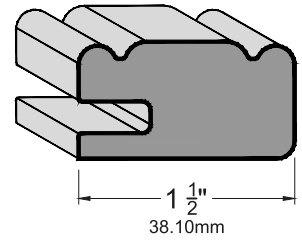
E8738



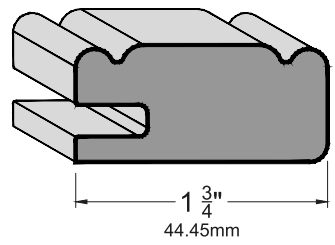
E8627



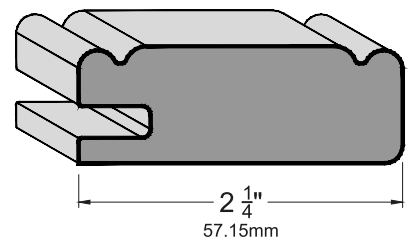
E2605



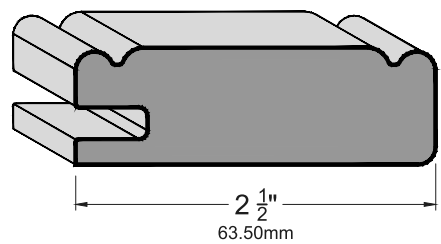
E2602



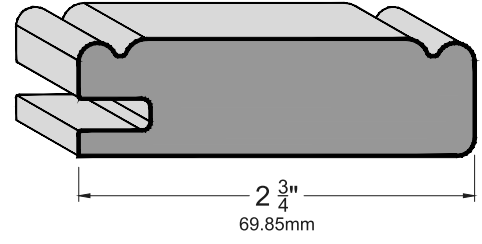
E2600



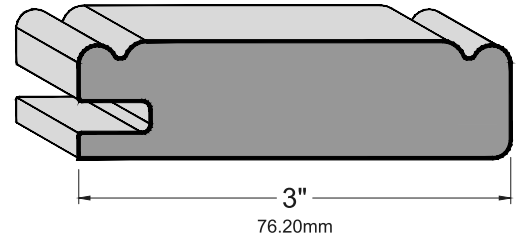
E2650



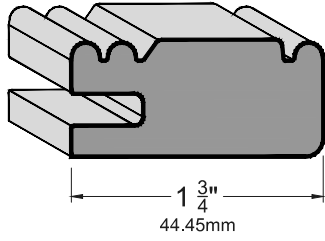
E2601



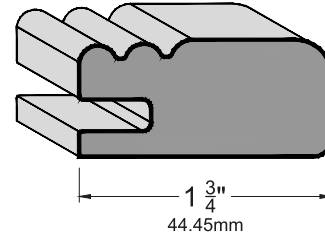
E8785



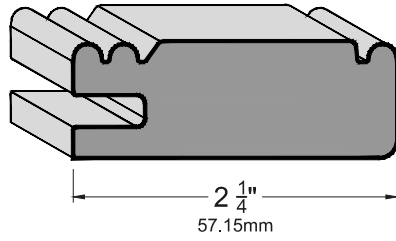
E1073



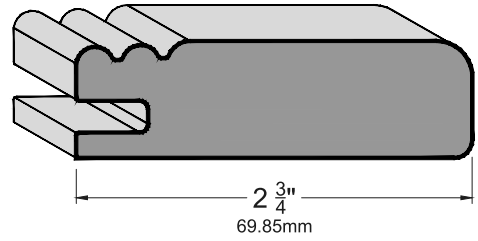
E8679



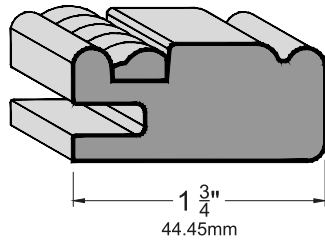
E1070



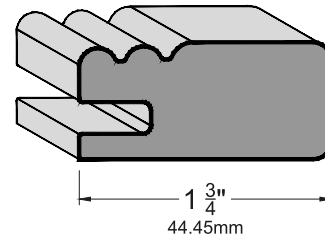
E2622



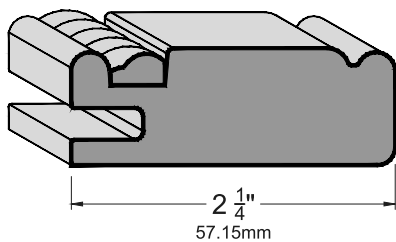
E8518



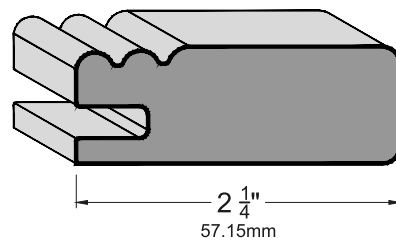
E2621



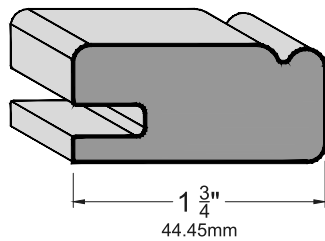
E1014



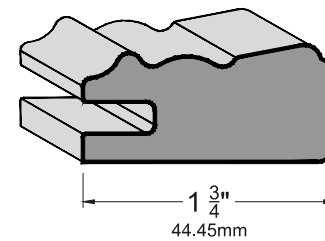
E2620



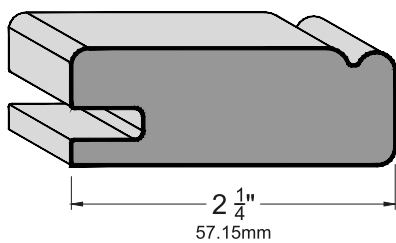
E2640



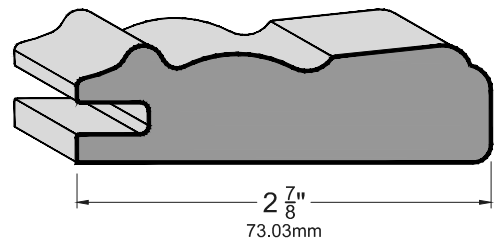
E8520



E2630



E8519

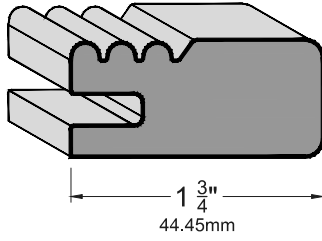


WOOD PRODUCTS

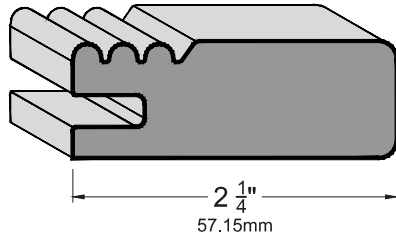
MITER CABINET DOORS - Frame Profiles

WOOD PRODUCTS
2 Miter Doors

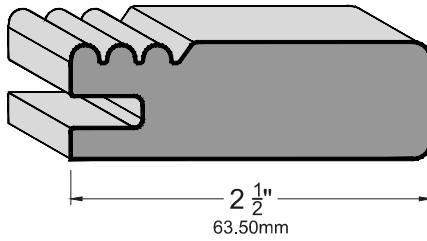
E1072



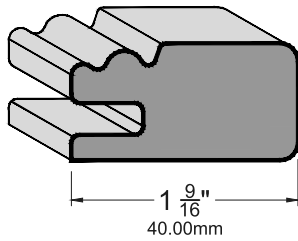
E1071



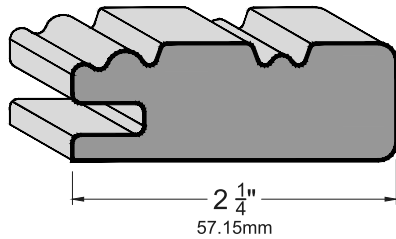
E1074



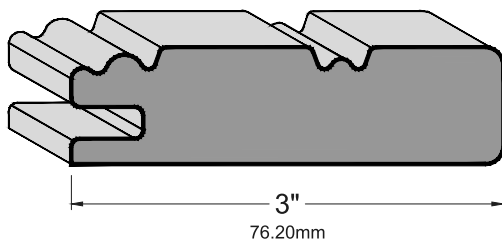
E1027



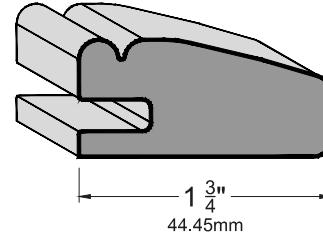
E1037



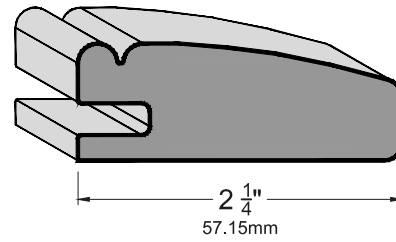
E1025



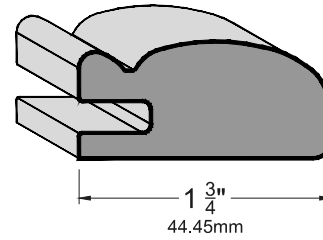
E5601



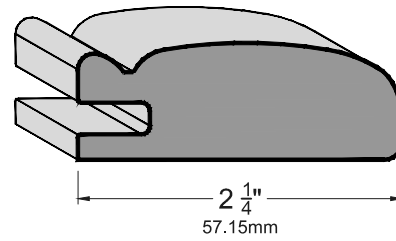
E5600



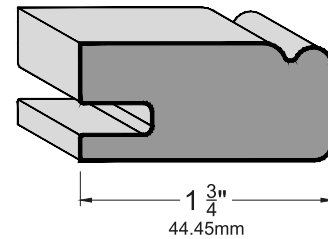
E8513



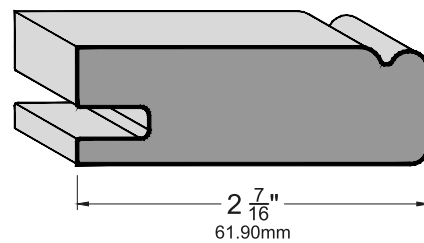
E8501



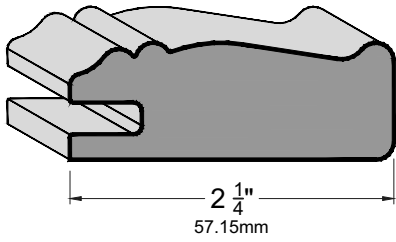
E8680



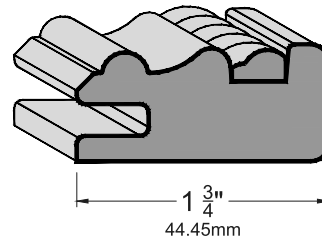
E2607



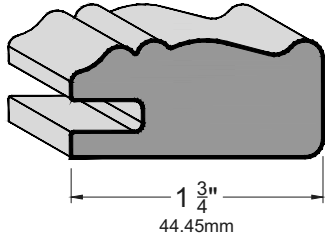
E2500



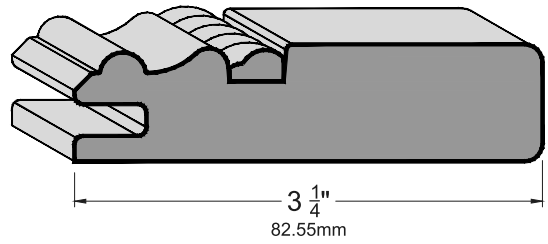
E1811



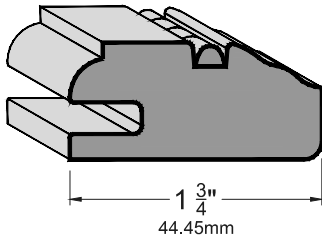
E8737



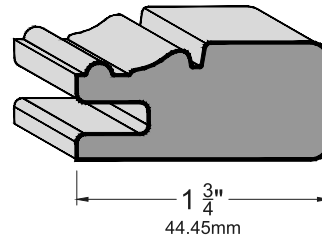
E1808



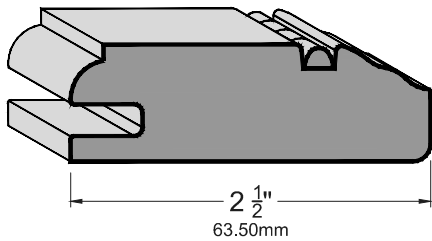
E8653



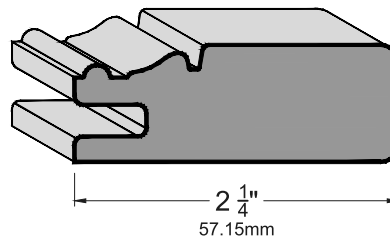
E1810



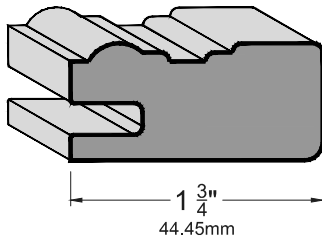
E8636



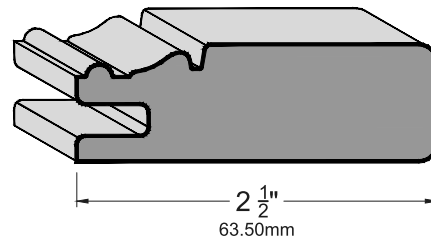
E1813



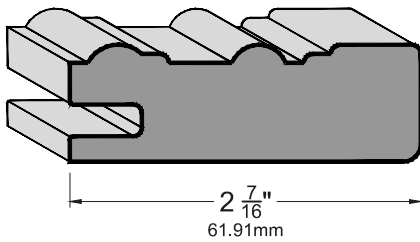
E8697



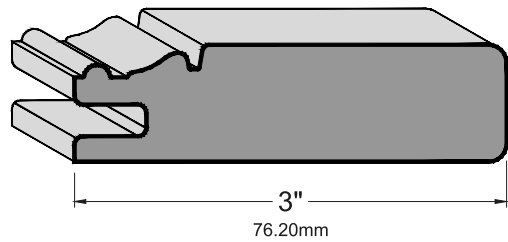
E1800



E8516



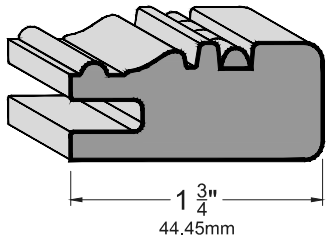
E1802



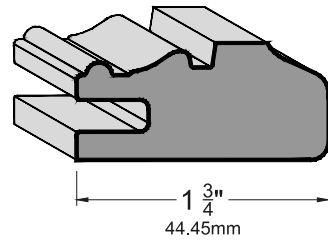
WOOD PRODUCTS
MITER CABINET DOORS - **Frame Profiles**

WOOD PRODUCTS
2 Miter Doors

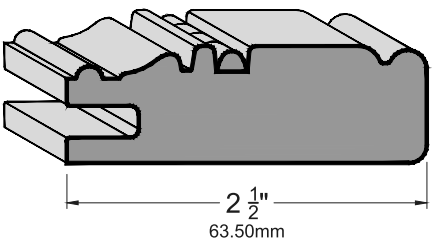
E1809



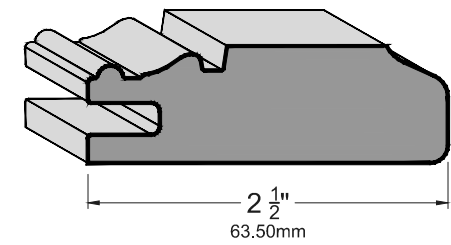
E8527



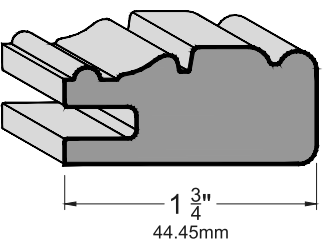
E1801



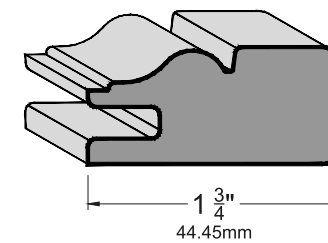
E8526



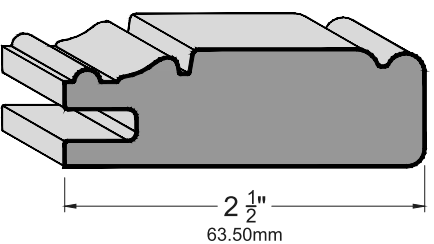
E1807



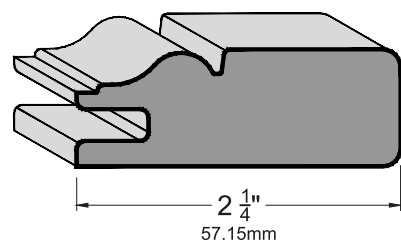
E1812



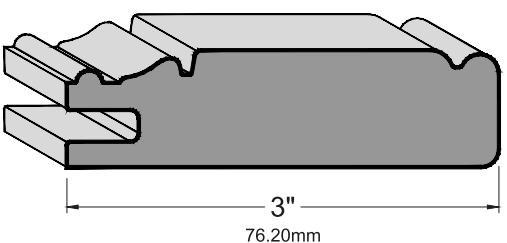
E1806



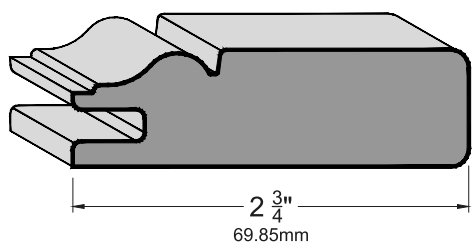
E1805



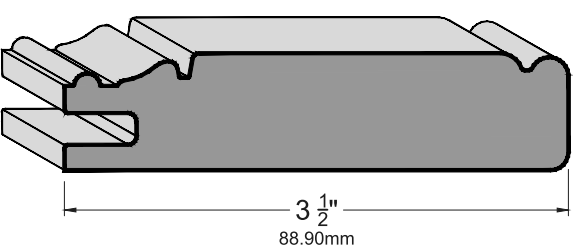
E8616



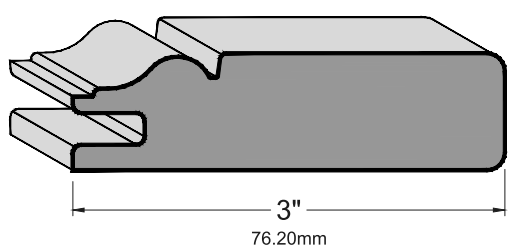
E1804



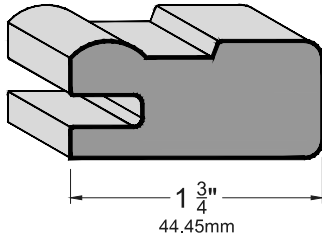
E8604



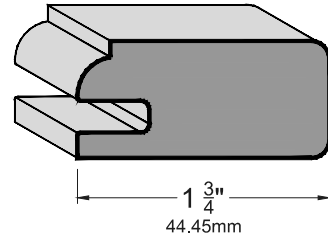
E1814



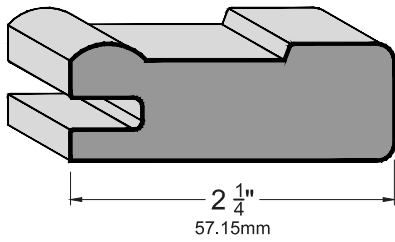
E2604



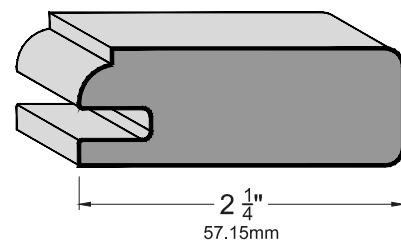
E7141



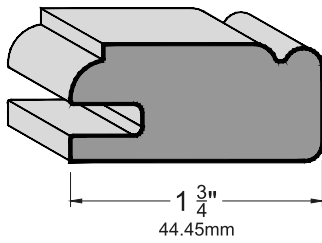
E2603



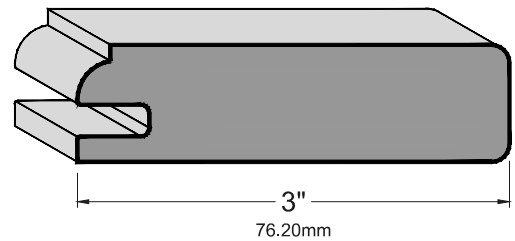
E7142



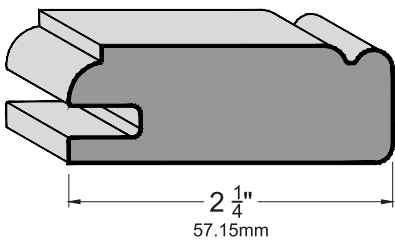
E1034



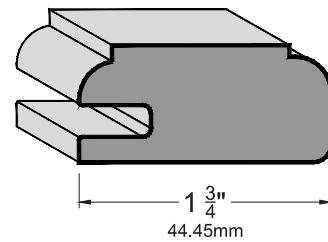
E7140



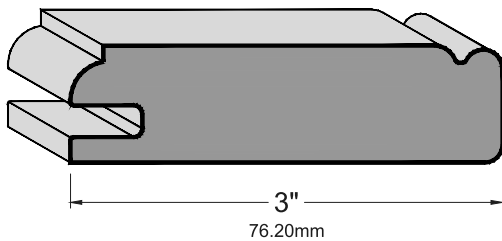
E1023



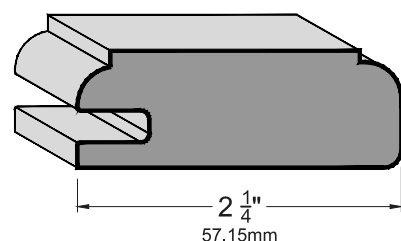
E8674



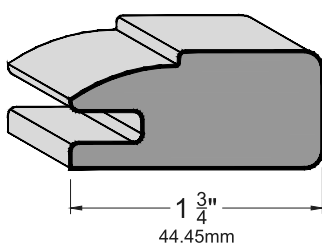
E1043



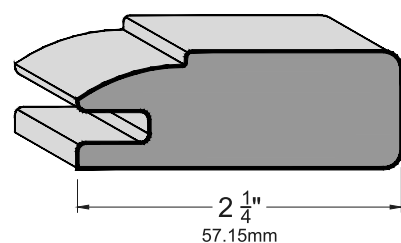
E8673



E8803



E8790

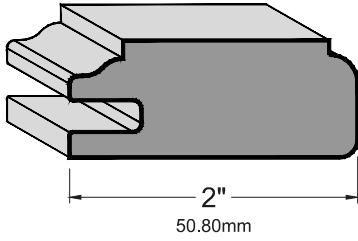


WOOD PRODUCTS

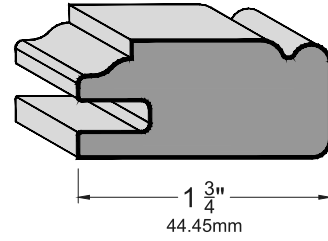
MITER CABINET DOORS - Frame Profiles

WOOD PRODUCTS
2 Miter Doors

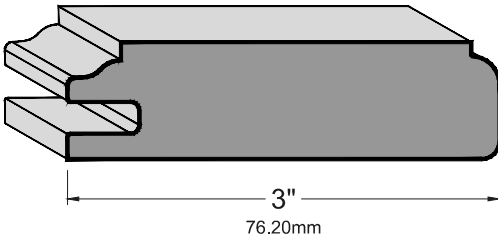
E2912



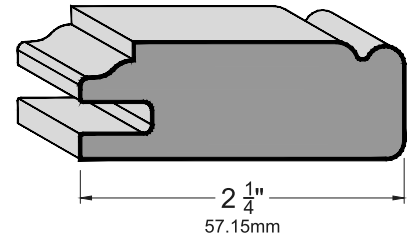
E8606



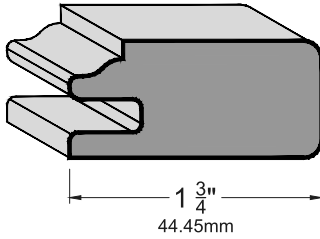
E2911



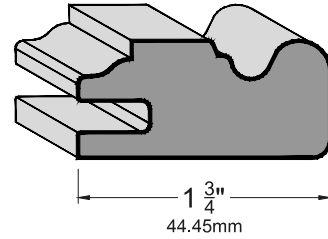
E8605



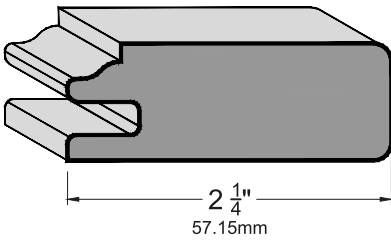
E2910



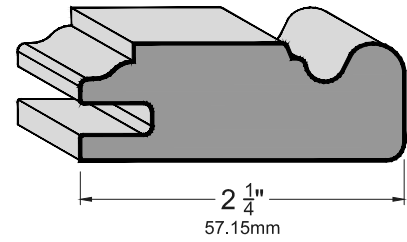
E8601



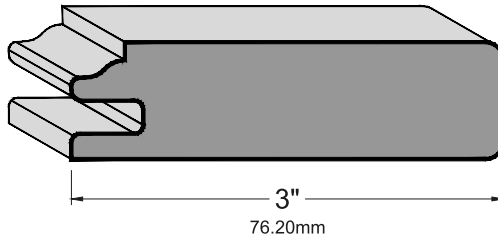
E2900



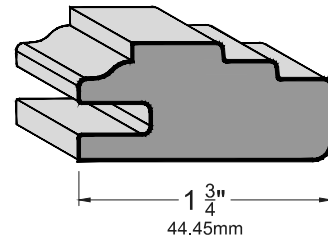
E8600



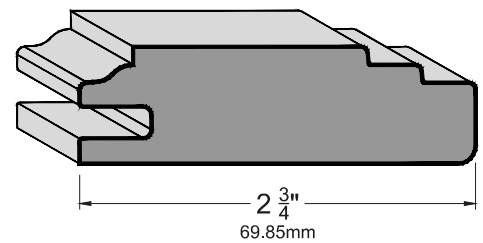
E2930



E1951

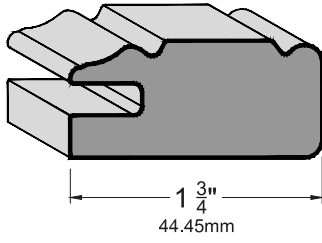


E1901

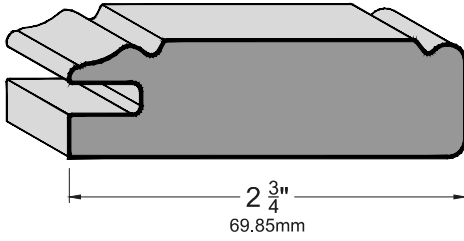


Only compatible with P2D, R2F or reverse raised panels.

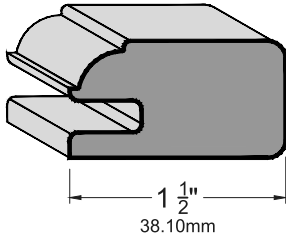
E8553



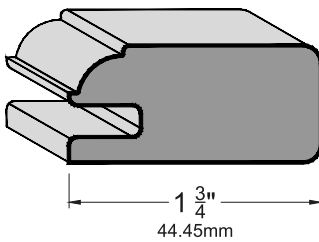
E8552



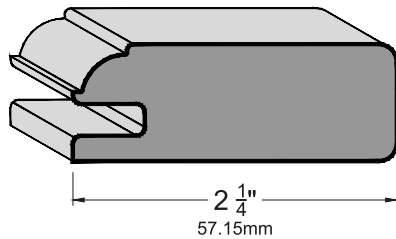
E1602



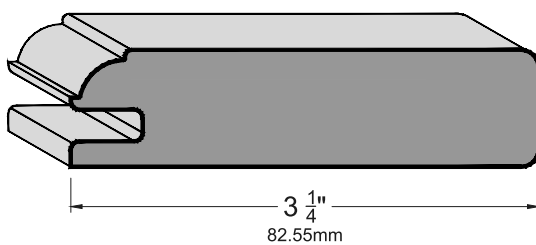
E1601



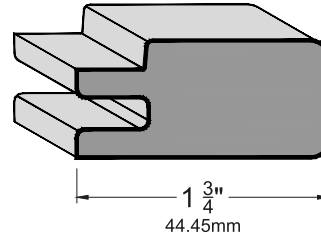
E1600



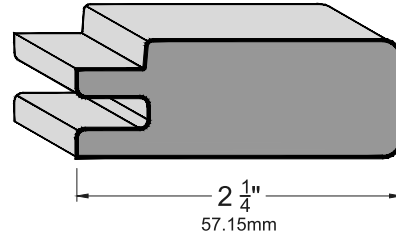
E1603



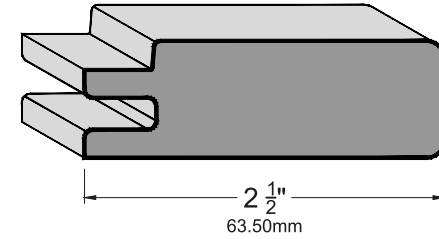
E1705



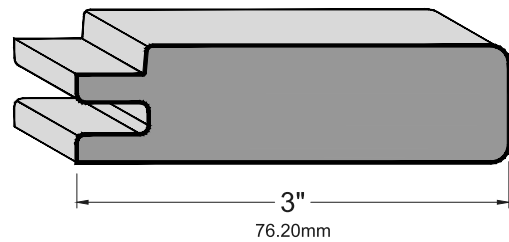
E8681



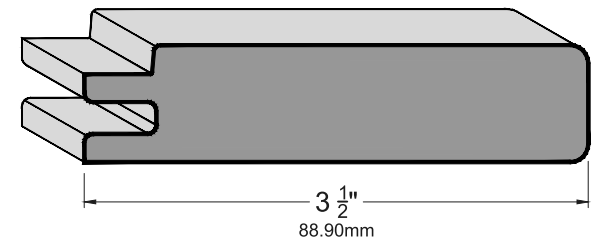
E1704



E1706



E1700

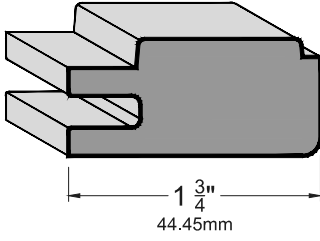


WOOD PRODUCTS

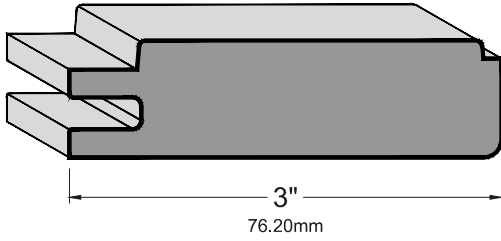
MITER CABINET DOORS - Frame Profiles

WOOD PRODUCTS
2 Miter Doors

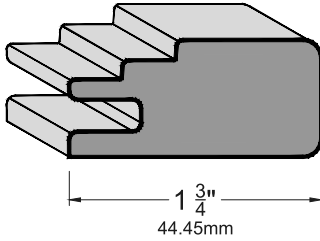
E1702



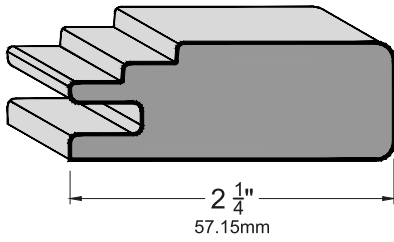
E1701



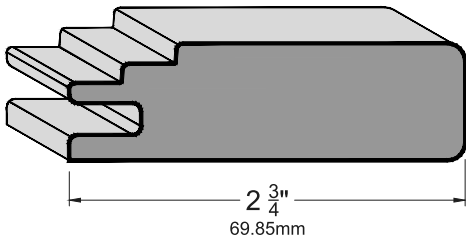
E2019



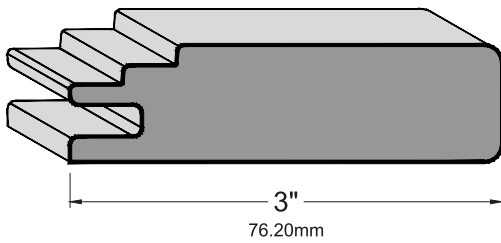
E8682



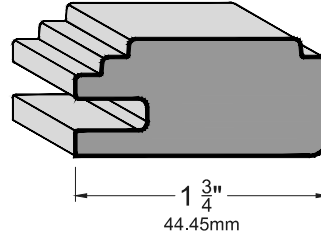
E2018



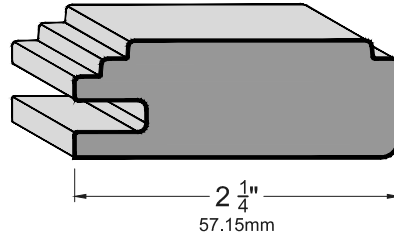
E2017



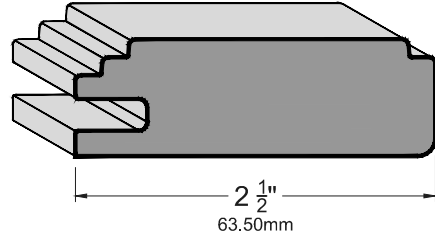
E1033



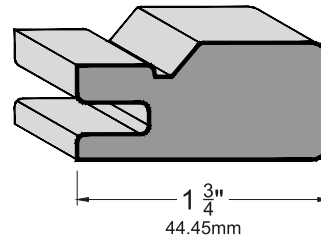
E1032



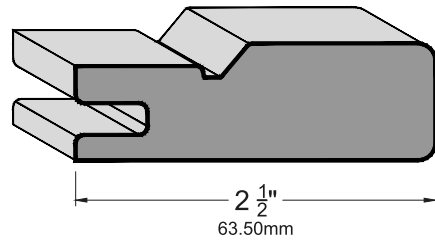
E8683



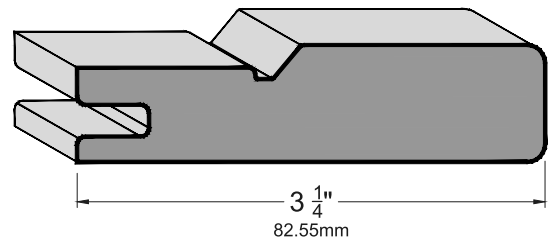
E1041



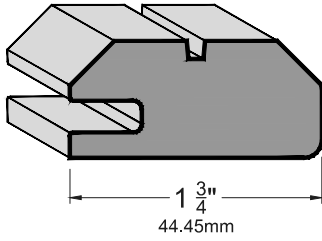
E8685



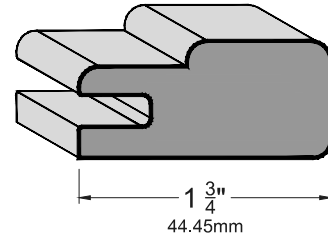
E1040



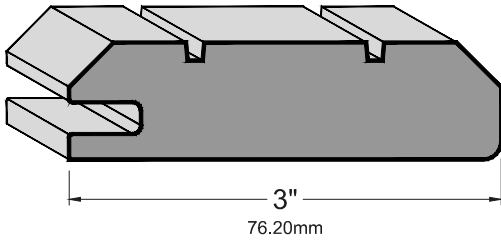
E8684



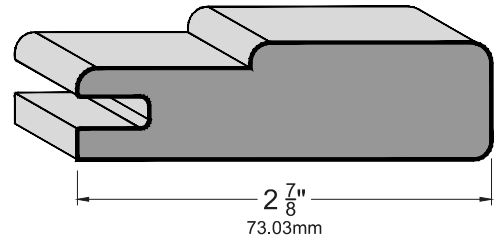
E8694



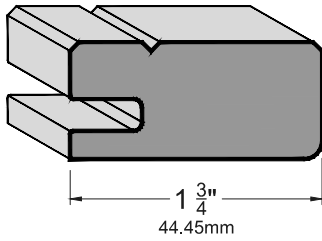
E1026



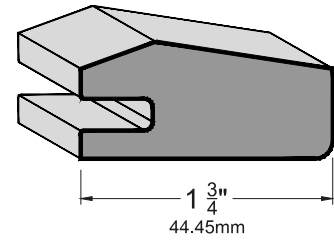
E3310



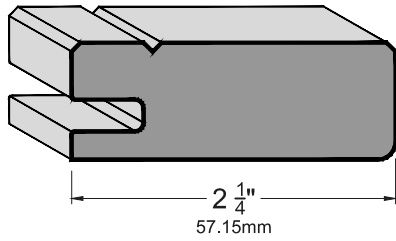
E8686



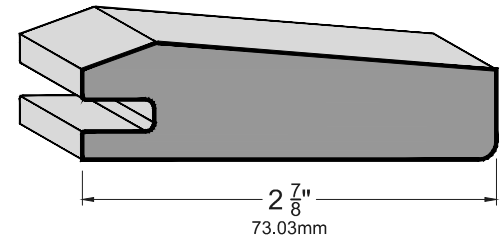
E8687



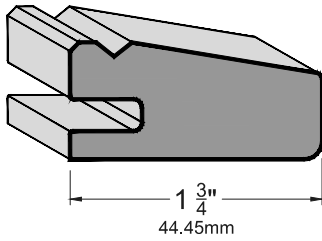
E1022



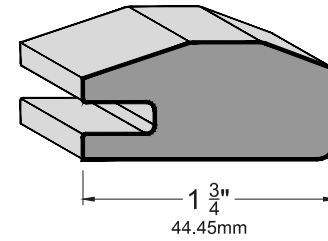
E8623



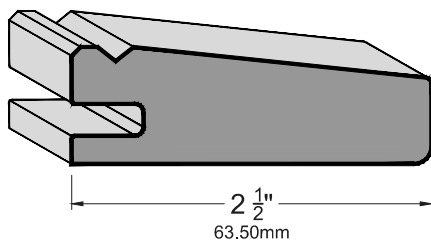
E2201



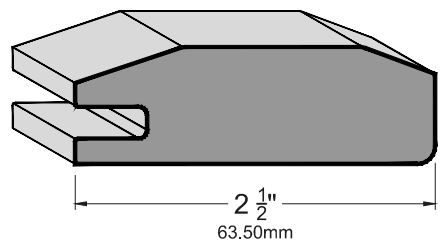
E8696



E2200



E8657

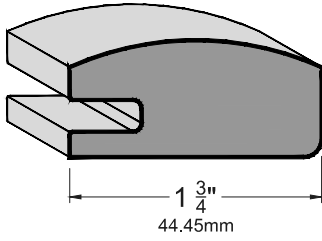


WOOD PRODUCTS

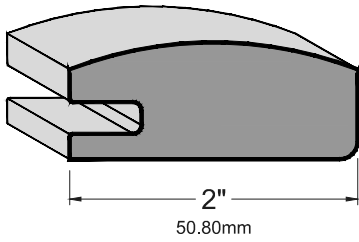
MITER CABINET DOORS - Frame Profiles

WOOD PRODUCTS
2 Miter Doors

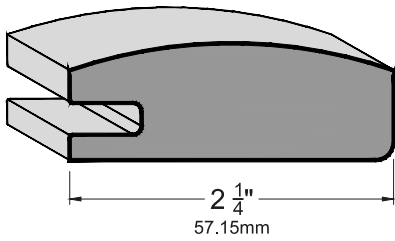
E8689



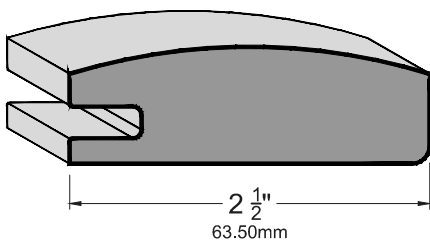
E1010



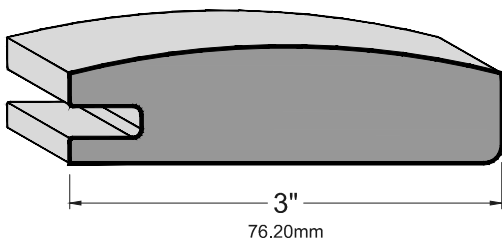
E1021



E8688

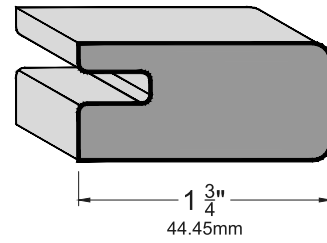


E1020

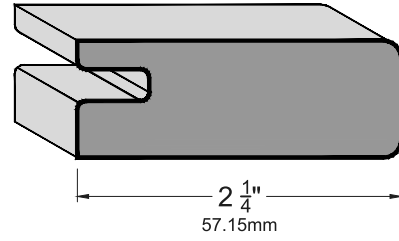


Only compatible with P2D, R2F or reverse raised panels.

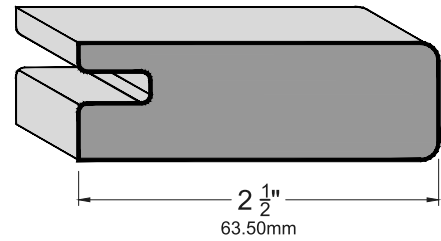
E2412



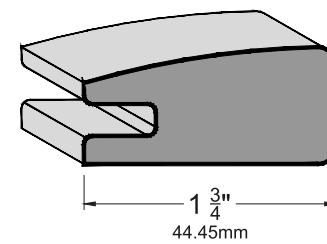
E2411



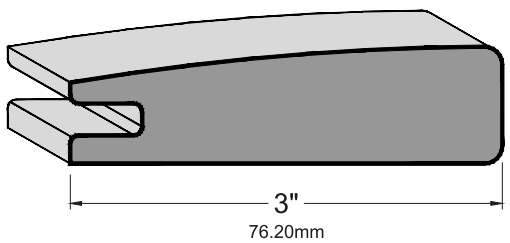
E8691



E1035

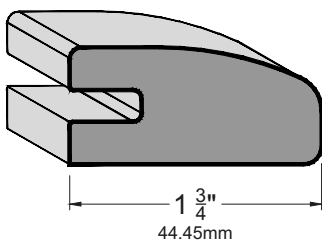


E1024

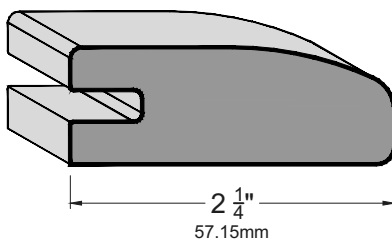


Only compatible with P2D, R2F or reverse raised panels.

E8739

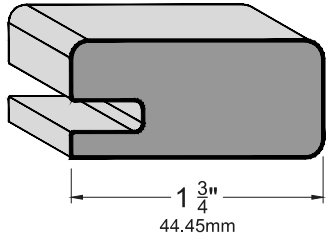


E8611

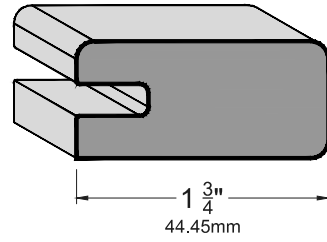


Only compatible with P2D, R2F or reverse raised panels.

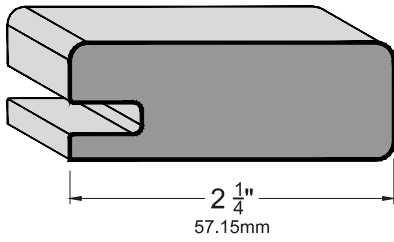
E2431



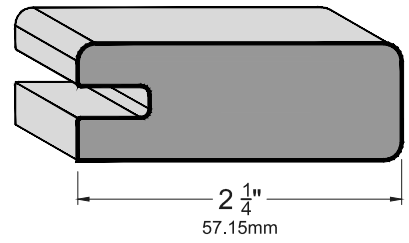
E2420



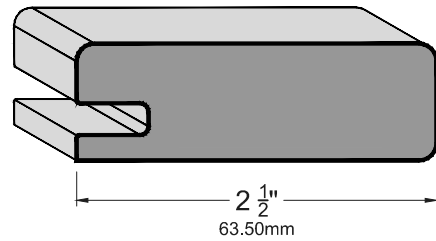
E2430



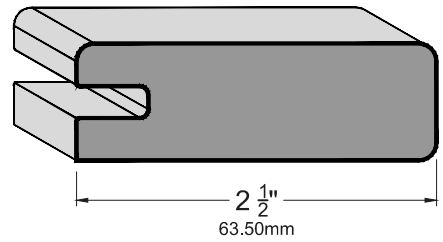
E2410



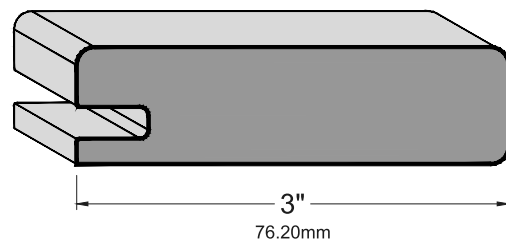
E8690



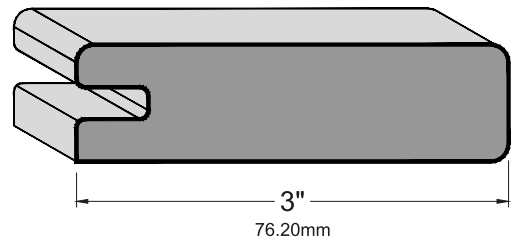
E8672



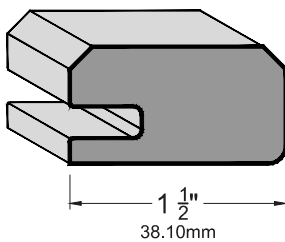
E8805



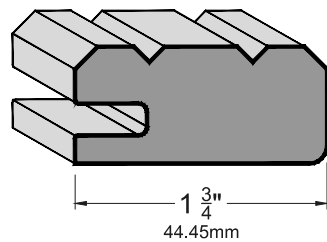
E8806



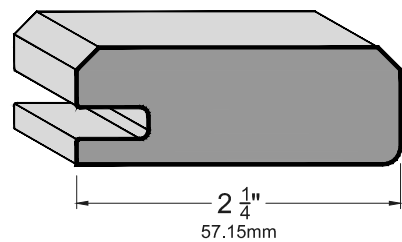
E8638



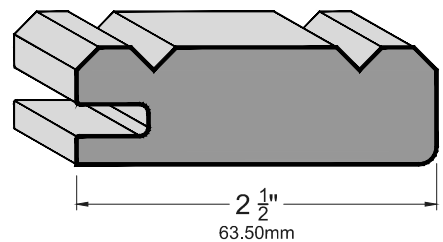
E2101



E8626



E2100

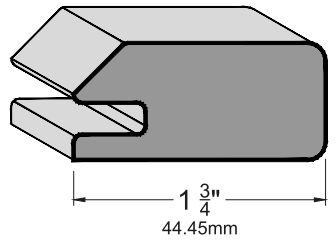


WOOD PRODUCTS

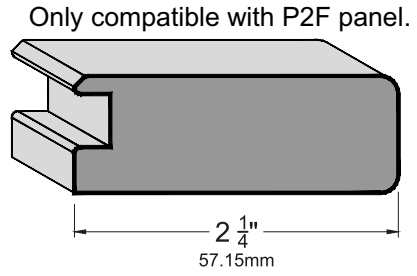
MITER CABINET DOORS - Frame Profiles

WOOD PRODUCTS
2 Miter Doors

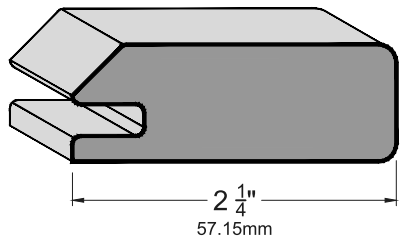
E8799



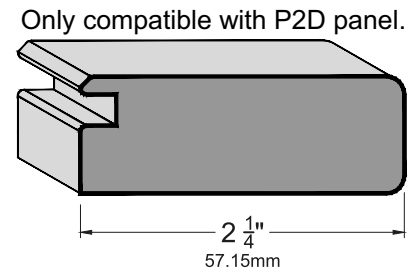
E8730



E8798

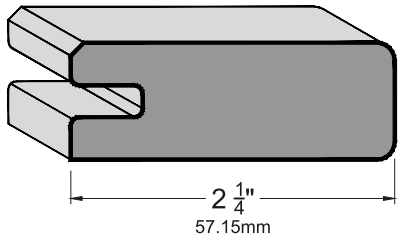


E8930

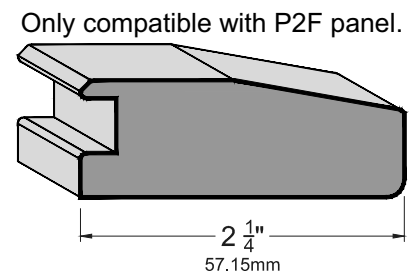


Only compatible with P2D, R2F or reverse raised panels.

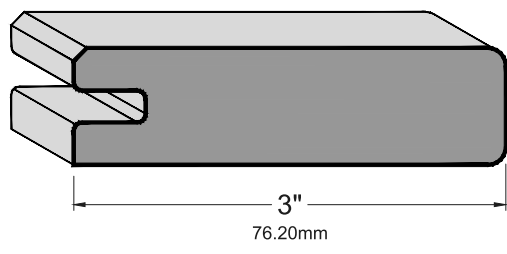
E8533



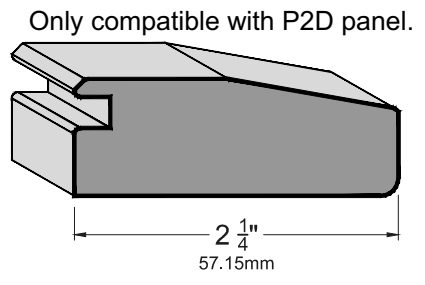
E8731



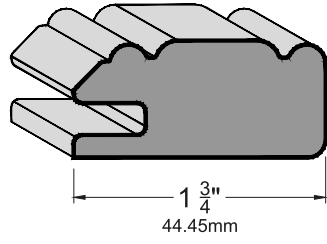
E8535



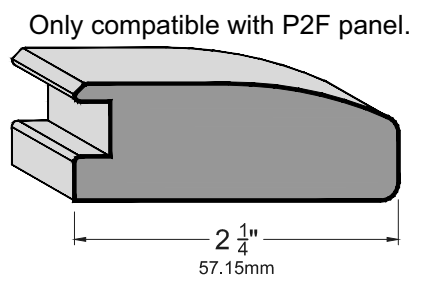
E8931



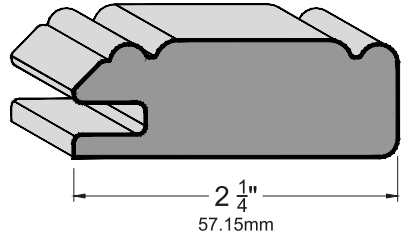
E8804



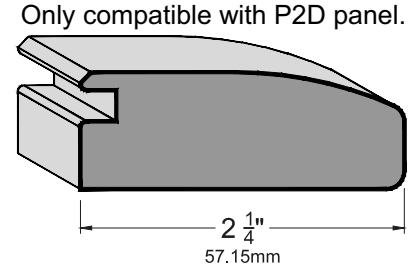
E8732



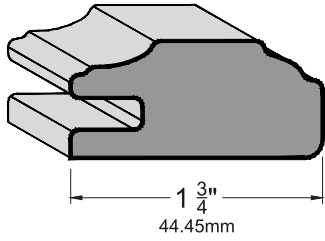
E8787



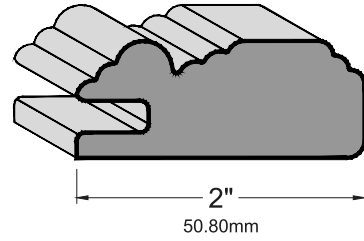
E8932



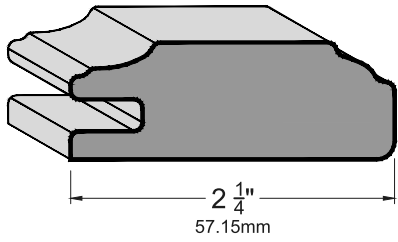
E8809



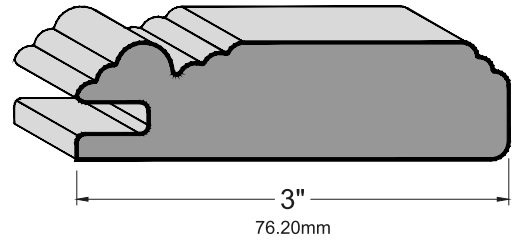
E8715



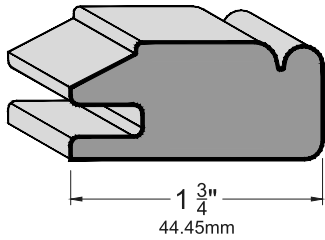
E8729



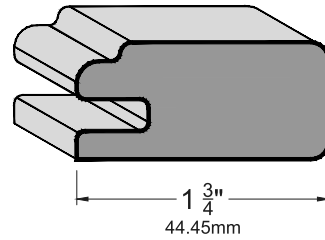
E8714



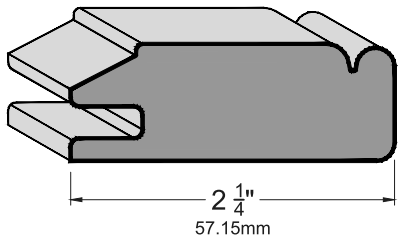
E8746



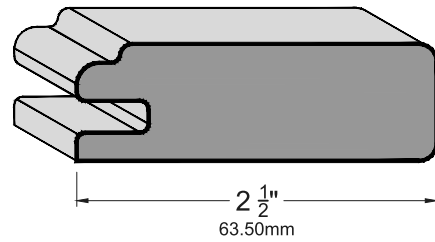
E8764



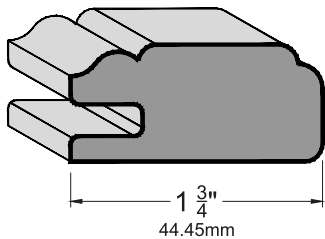
E8745



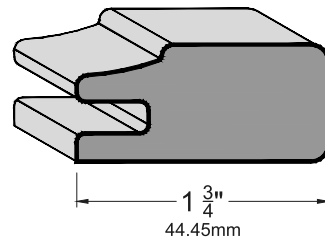
E8763



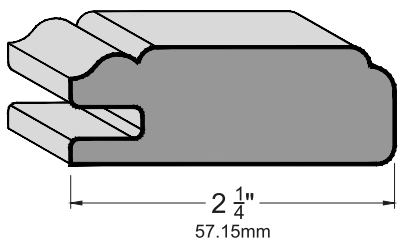
E8808



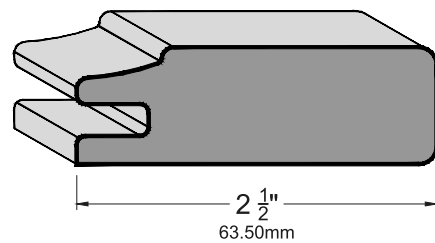
E8810



E8734



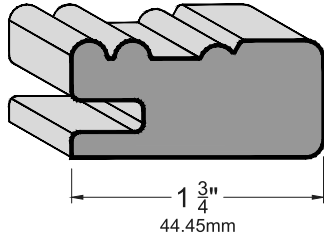
E8712



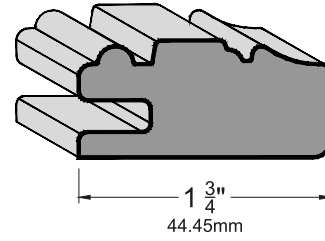
WOOD PRODUCTS _____
 MITER CABINET DOORS - **Frame Profiles**

WOOD PRODUCTS
 2 Miter Doors

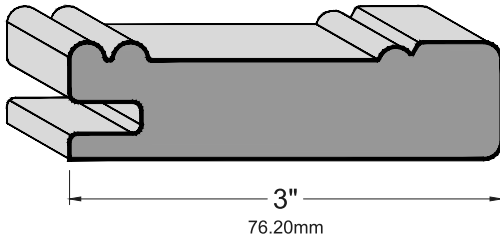
E8705



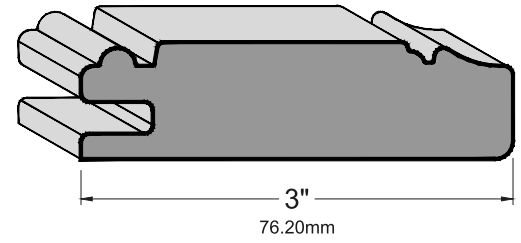
E8703



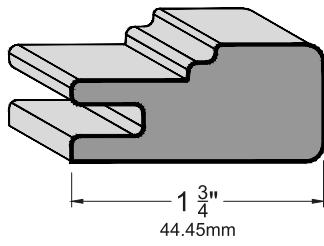
E8704



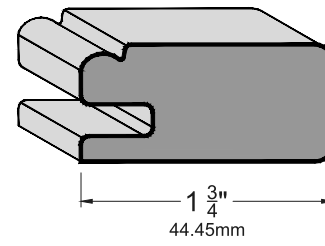
E8702



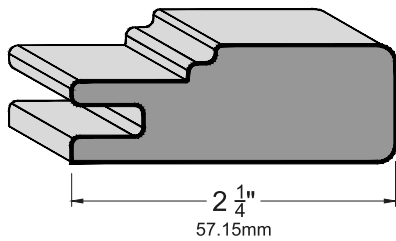
E8807



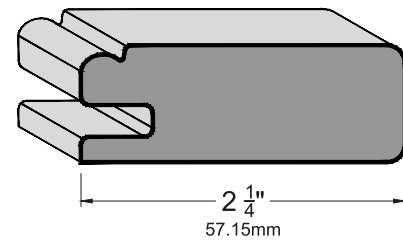
E8811



E8742



E8788



E8741

