

WOOD PRODUCTS
2 Frames & Mullions

FRAMES & MULLIONS



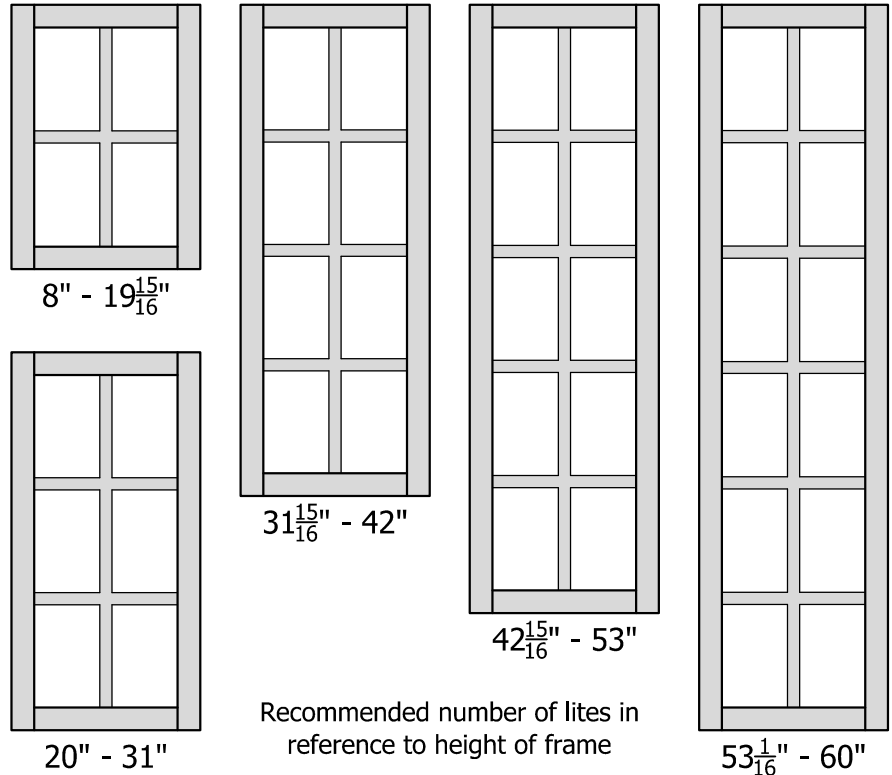
WOOD PRODUCTS

FRAMES & MULLIONS - General Information

Orders:

Elias Woodwork accepts orders in either metric to the nearest millimeter or in inches to the nearest 1/16". Whenever you are ordering or speaking with a Customer Service Specialist, please refer to cabinet doors WIDTH by HEIGHT. When ordering frames, please also indicate if you would like to receive rubber retainer molding. We prefer you use our forms which outline all the information needed to complete your order.

Mullion Reference Chart:

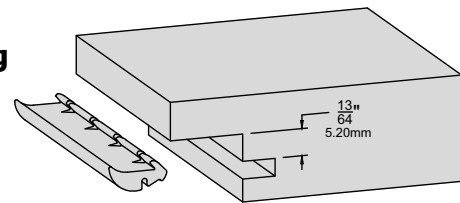


Mullions

All mullions are manufactured to accept a single piece of glass and come with equally spaced lites. Custom spacing or an odd number of lites in a frame are available upon request. Please attach a sketch or drawing with your order for any custom mullion profiles and contact your Customer Service Specialist for a quote. If the number of lites is not specified for a mullion frame on an order, we will refer to the Mullion Lite Reference Chart and manufacture it accordingly. Check your order confirmations very carefully to ensure that your mullion frames will be produced as required.

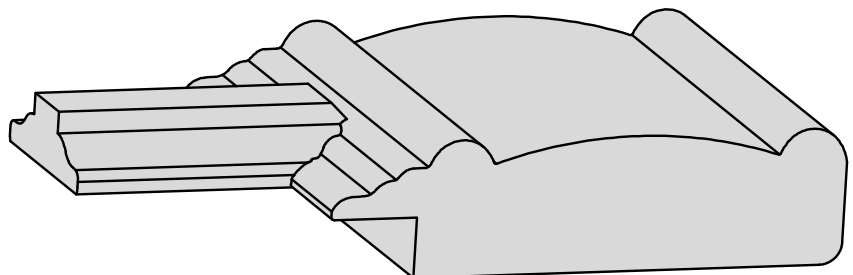
Rubber Glass Retainer Molding

Available clear.



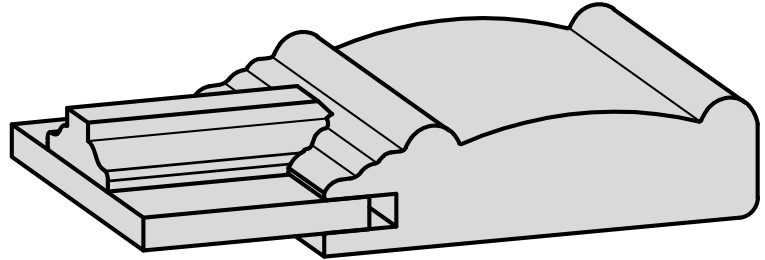
Coped End Mullions - FM Mullion Styles

Coped end mullions are a standard feature on most of our profiles. The matching profile and depth of the coped end mullion grilles add to the overall look of a mullion frame, especially when using a glazed finish. The grilles come installed. Mullion bar profiles will complement door frame profiles selected. See pages 25 & 38 of the Tenon & Miter Door information for code explanations and ordering instructions.



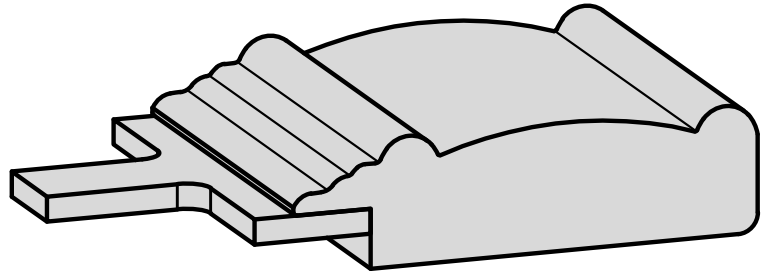
Panels with Mullions - P2DFM Mullion Styles

This option allows you to add a panel behind an FM coped end Mullion style of your choice.



Routed Mullions - SFM Mullion Styles

Routed Mullions are machined out of a single piece of HDF or solid wood resulting in the wood grain running in one direction. They come as a separate insert for your chosen cabinet door frame. These mullion styles are a high-end look for a budget conscious customer.



Tenon & Miter Frame Glass Size Calculator

Tenon frame backs are routed with a 5/16" radius on the inside of the profile. Glass size calculation below configures glass size to ensure square glass inserts will fit.

$$\text{Glass size} = \text{door size} - (\text{stile/rail width} \times 2) + (\text{glass overlap} \times 2)$$

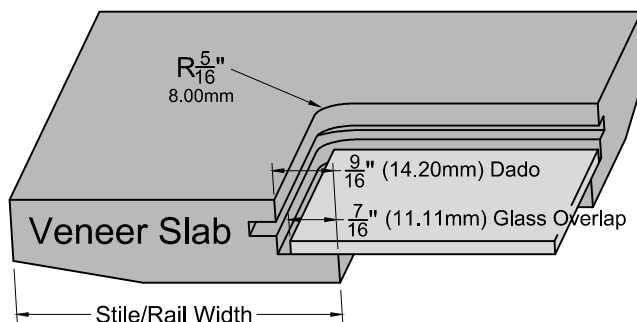
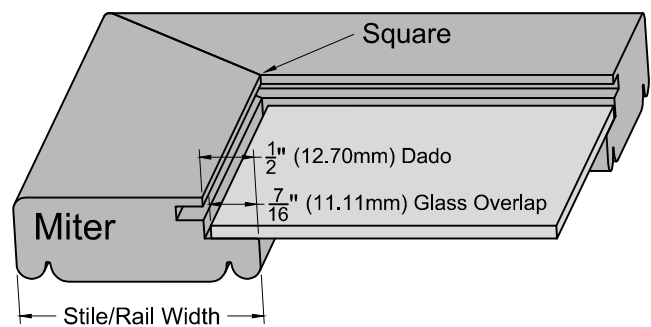
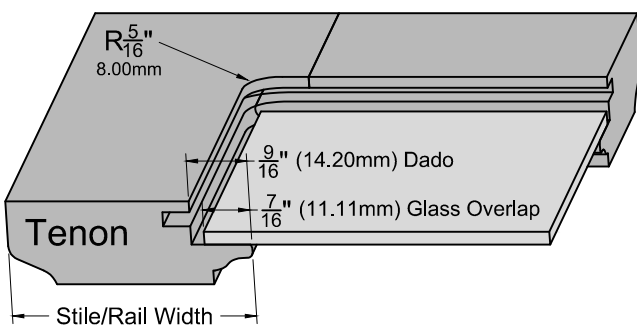
ie: E500 101(2.25) FRM A 1 - - - - - Size 15" x 30"

$$15" - (2 \frac{1}{4}" \times 2) + (\frac{7}{16}" \times 2) = 11 \frac{3}{8}"$$

$$30" - (2 \frac{1}{4}" \times 2) + (\frac{7}{16}" \times 2) = 26 \frac{3}{8}"$$


$$\text{Glass size} = 11 \frac{3}{8}" \times 26 \frac{3}{8}"$$

Note: Tenon frames may have different sizes of stiles and rails in the same frame.



STYLES

WOOD PRODUCTS
 2 Frames & Mullions



F23

Standard Mullion Frames

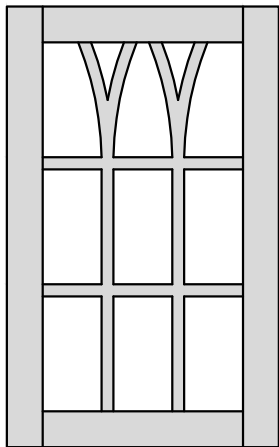
Standard multi-lite Mullion Frames come with equally sized lites. Please refer to code explanation below for product code numbers.

Eg. F23

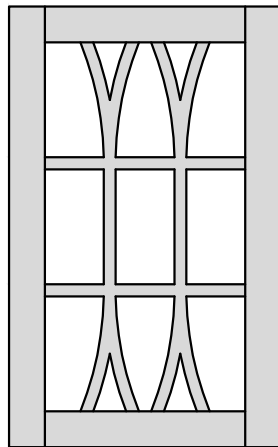
- ↳ 2 indicates number of lites across.
- ↳ 3 indicated number of lites down.

Frames available: F12, F13, F14, F15, F16,
 F21, F22, F23, F24, F25, F26,
 F31, F32, F33, F34, F35, F36,
 F42

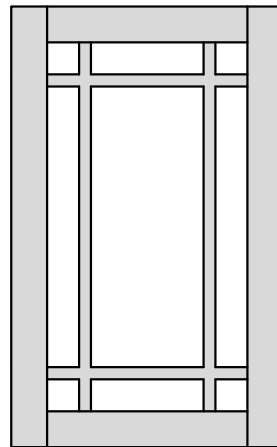
Custom frames are available upon request.




FM001



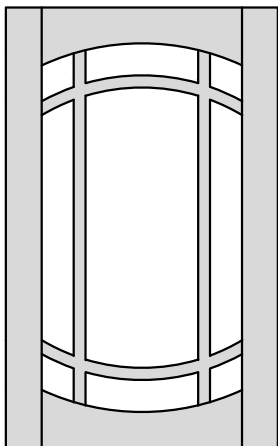
FM002



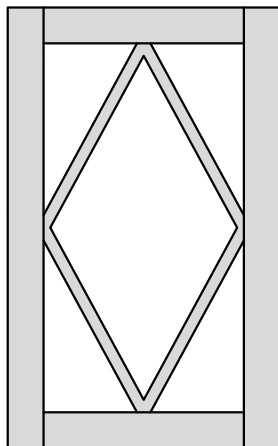
FM003



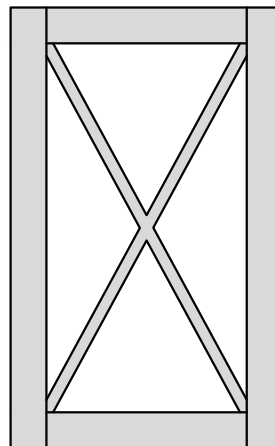
FM004



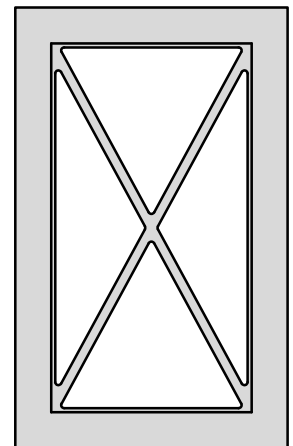
FM005



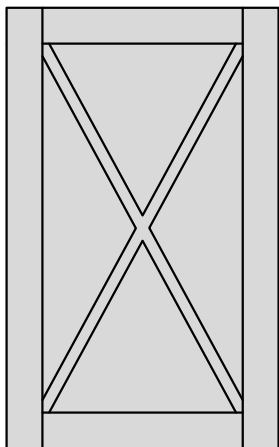
FM006



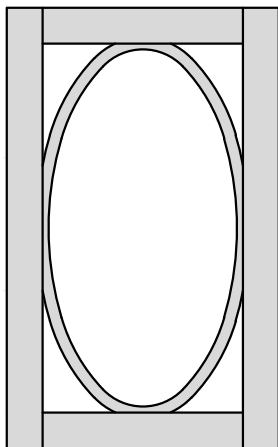
FM007



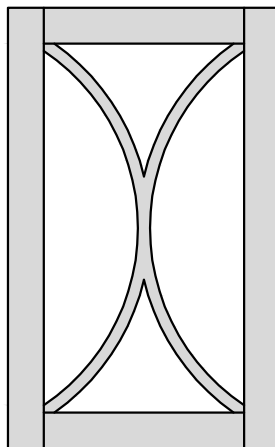
SFM007



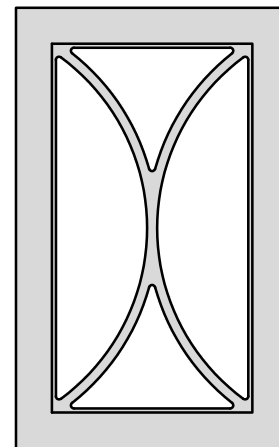
P2DFM009



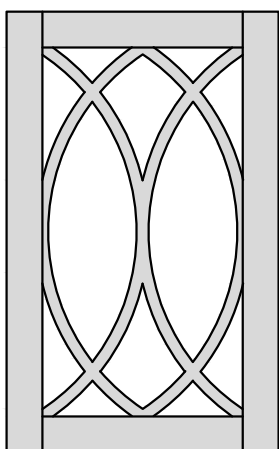
FM008




FM009



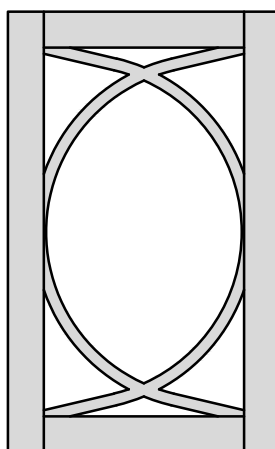
SFM009



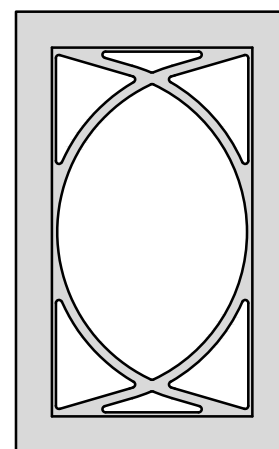
FM010



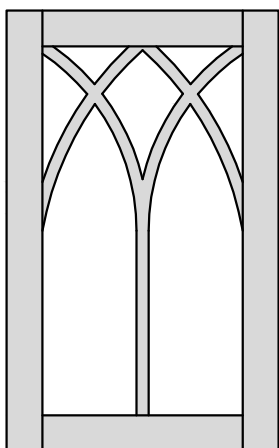
SFM010



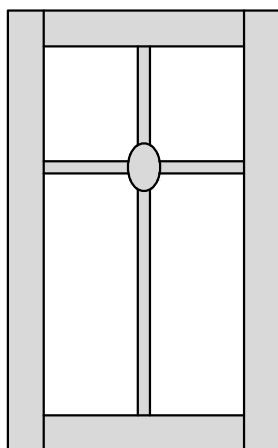
FM011



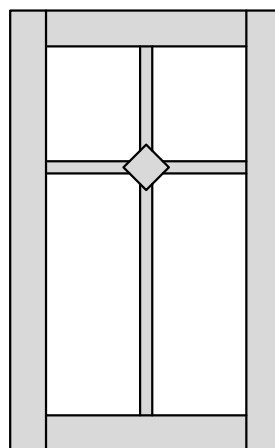
SFM011



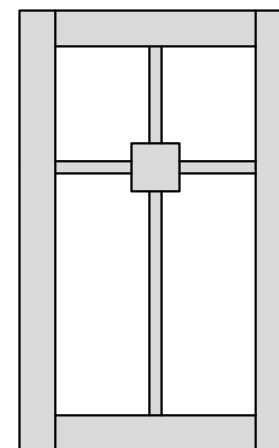
FM012



FM013



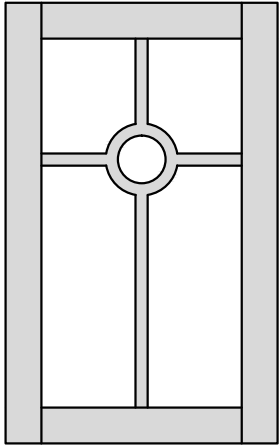
FM014



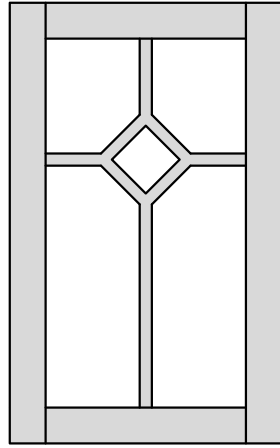
FM015

WOOD PRODUCTS
FRAMES & MULLIONS - **Styles**

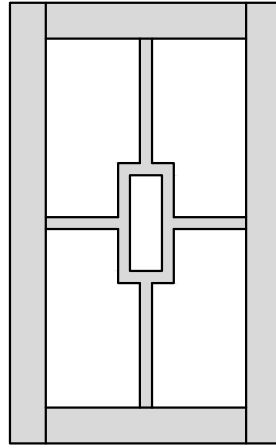
WOOD PRODUCTS
Frames & Mullions




FM016




FM017



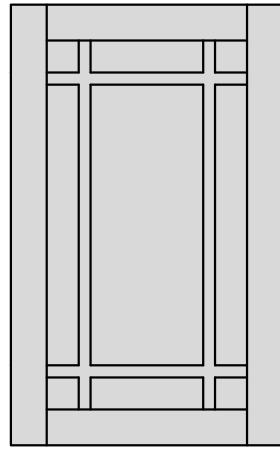
FM018



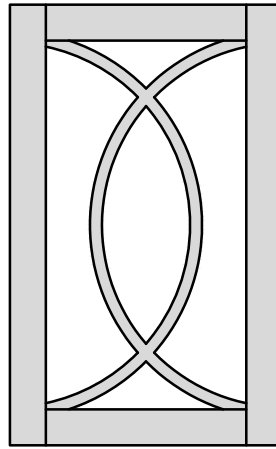
FM019



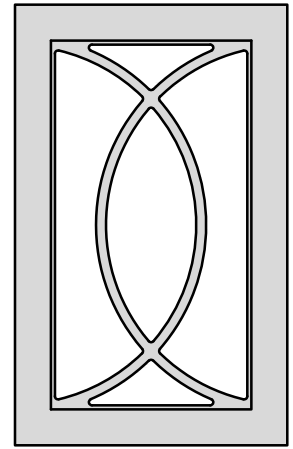
FM020



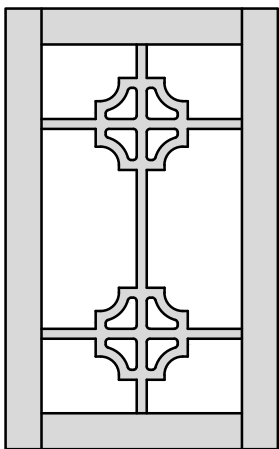
P2DFM021




FM022



SFM022

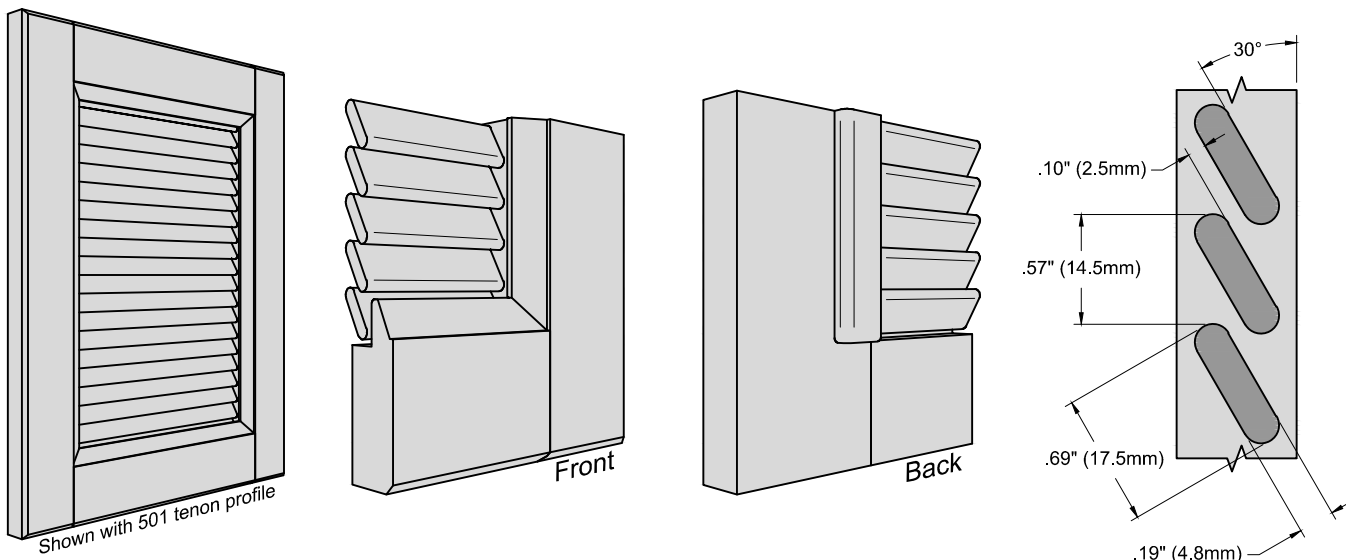


FM024



SFM024

LOUVERED DOORS



Elias Woodwork offers a louver insert that can be coupled with any of our Miter or Tenon doors frames. Our louvered doors allow for air flow and can be manufactured to match your regular doors for a seamless design. Indicate code "FL" for your panel option when ordering.

NOTES
