

AOS *Elite*

AOS ELITE CABINETS

8 AOS ELITE
CABINETS



Elias Woodwork provides a full custom solution to all of your kitchen and bath remodeling needs with our Assemble On Site (AOS Elite) line of Cabinet boxes. Our European style frameless cabinet boxes are available in standard white furniture board or UV finished birch plywood with two assembly options, custom sized to 1/16".


Our cabinet boxes are designed to accommodate any new remodel or refacing project for the kitchen and bath industry. Available in any width, height or depth, they allow you to create a custom kitchen without the added expenses of creating your own cabinet boxes or shipping fully assembled ones. This in turn provides an economical edge for more competitive pricing.

Frameless AOS Cabinet Box Features:

- Available in white or classic Maple furniture board or UV finished birch plywood.
- Edgebanded white or with various matching wood grains.
- Using CARB 2 Compliant materials only.
- Manufactured in North America.
- Lock Dowel Assembly:
 - Easy and fast assembly using only a rubber mallet and glue. No screws required.
 - Available in 3/4" (19mm) thick sides, backs, bottoms, tops and shelves.
- Screw & Dowel Assembly:
 - Easy, fast assembly using supplied dowels and screws.
 - Available in 5/8" (16mm) thick sides, backs, bottoms and tops. Shelves are 3/4" (19mm) thick.



Lock Dowel Hardware



Lock Dowel Assembly

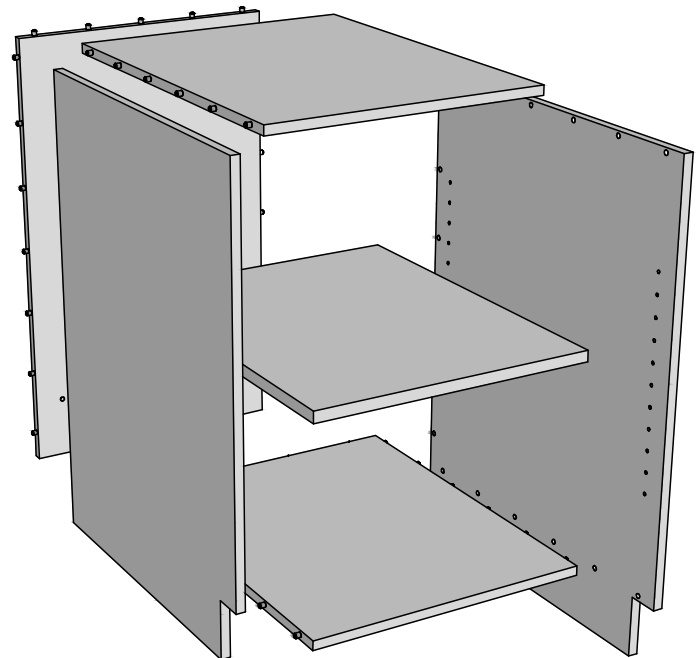
Additional Information:

Hardware - Unless otherwise specified, your cabinet boxes are quoted and supplied with door hinges and drawer slides.

Warranty - All components including cabinet boxes, cabinet doors and accessories are warranted for 1 year from the date of purchase against manufacturing defects in materials or workmanship.

Shipping - Freight costs vary with the weight and volume of the product and distance shipped. However, because we are shipping your cabinets packed flat, it will cost much less than shipping fully assembled cabinetry. Your hardware and other components are shipping together with your cabinet boxes. Everything is labeled to ensure ease of assembly. Orders are shipped by LTL Freight or courier.

NOTE: Appliances and decorative hardware are not included and are shown for illustrative purposes only.



Frameless Cabinet Boxes

Specifications

- Customizable width, height, and depth to an accuracy of 1/16" (1.5mm).
- Maple or Birch dovetail drawer boxes available.
- Lock Dowel assembly option:
 - Assembled using locking dowels and wood dowels already installed in the parts. Gluing is recommended on the wood dowels. Parts then snap together for fast, easy assembly.
 - Sides, top, bottom, back, top and shelves are 3/4" (19mm) thick.
- Screw & Dowel assembly option:
 - Assembled using supplied dowels and screws. Dowels are already installed in the parts and only require glue and screws for easy assembly.
 - Sides, top, bottom, back are 5/8" (16mm) thick. Shelves are 3/4" (19mm).
- Available in white or Maple furniture board or Birch plywood.
- DRAGON PLY Pre-Finished Birch Plywood:
 - UV finished for a smooth, durable, scratch resistant finish.
 - Environmentally friendly CARB 2 Compliant.
 - Multi-ply core construction combined with proper core drying to provide best in class performance.
 - Core is calibrated before application of face veneer to ensure HPVA or better thickness tolerance.
 - Veneers are manufactured and graded on-site ensuring HPVA and better grades.
- UNIBOARD PANVAL 555 Nova White Melamine
 - Particle Core with closest matching solid or wood grain PVC edgbanding available.
 - Cabinets with shelves have the side panels bored for 5mm shelf pins on 1.26" (32mm) centers.
 - Toe kick is 4 1/2" (114.3mm) high.

Hardware

Door Hinges & Shelf Pins:

- 110 degree full overlay soft close CLIP TOP hinges.
- Shelf pin has clear acrylic support end with metal pin.

Dovetail Drawer Box Runner Systems:

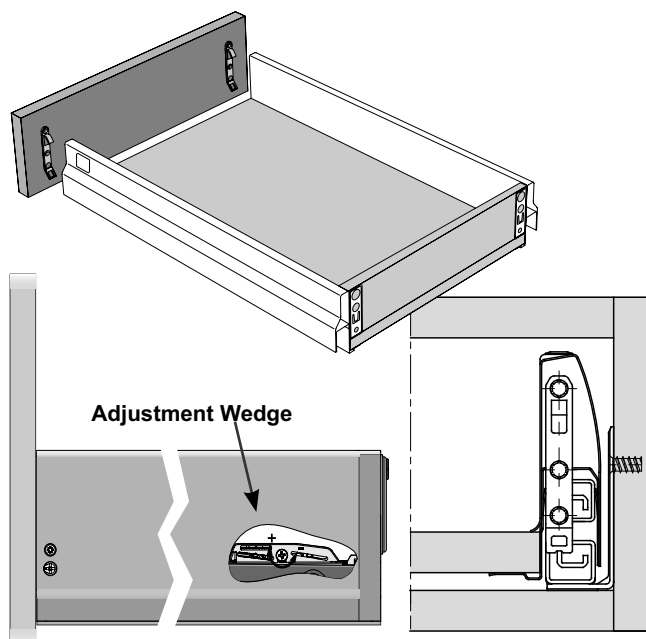
- Tandem plus Blumotion concealed drawer runners offer two-dimensional front adjustment and exceptional load capacity.
- Blumotion technology ensures silent and effortless closing action.
- Load Capacities: 66 lb (30 kg) load capacity.

Adjustment:

- Tool-free height adjustment on all locking devices.

NOVA PRO DELUXE Drawer System (optional)

- Fully synchronize slide technology without mid-way knock.
- Excellent running characteristics.
- Maximum stability.
- Minimal drawer deflection.
- Integrated height and side adjustment.
- Drawer front can be fitted and removed without tools.
- 5/8" bottom and back in the same material as your cabinet carcass
- Optimal use of storage space due to straight inside surfaces and narrow construction width.



Base Cabinets | Standard height is 34 1/2", standard depth is 24", standard toe kick is 4 1/2".

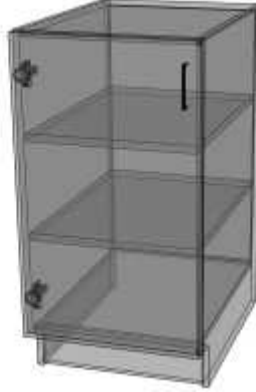
BFHR

Base Cabinet with 1 Full Height Door, Hinge Right



BFHL

Base Cabinet with 1 Full Height Door, Hinge Left




BFH

Base Cabinet with 2 Full Height Doors



BFHPART

Base Cabinet with 2 Full Height Doors, Vertical Partition



BL

Base Cabinet with 1 Door, 1 Drawer, Hinge Left



BR

Base Cabinet with 1 Door, 1 Drawer, Hinge Right



B

Base Cabinet with 2 Doors, 1 Drawer



B-2

Base Cabinet with 2 Doors, 2 Split Top Drawers



B1D

Base Cabinet with 1 Drawer



AOS Elite CABINETS
Base Cabinets - Frameless Cabinet Boxes

B2D
Base Cabinet with 2 Drawers



B3D
Base Cabinet with 3 Drawers



B3D-2
Base Cabinet with 2 Split Top Drawers, 2 Lower Drawers



B4D
Base Cabinet with 4 Drawers



B4D-2
Base Cabinet with 2 Split Top Drawers, 3 Lower Drawers



B5D
Base Cabinet with 5 Drawers



BCT
Base Cooktop Cabinet with 1 False Front, 2 Doors



BCT2D
Base Cooktop Cabinet with 1 False Front, 2 Drawers



BCT3D
Base Cooktop Cabinet with 1 False Front, 3 Drawers



8 AOS ELITE
CABINETS

AOS Elite CABINETS

Frameless Cabinet Boxes - Base Cabinets

SBR

Kitchen Sink Base Cabinet with 1 Door,
1 False Front, Hinge Right



SBL

Kitchen Sink Base Cabinet with 1 Door,
1 False Front, Hinge Left



FSB

Farmer Sink Base with 2 Doors,
Full Top and Full Height Gables



SBFH

Kitchen Sink Base Cabinet with
2 Full Height Doors



SB

Kitchen Sink Base Cabinet with
2 Doors, 1 False Front



SBI

Kitchen Sink Base Cabinet Inverted with
2 Doors, 1 Bottom Drawer



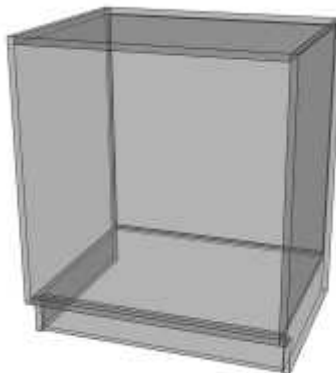
SB3D

Kitchen Sink Base Cabinet with
3 Drawers, 1 False Front




BOV

Base Oven Cabinet



BBCRFH

Base Cabinet with Finished Blind Panel
on Right Side, 1 Full Height Door, Hinge Right



AOS Elite CABINETS

Base Cabinets - Frameless Cabinet Boxes

BBCLFH

Base Cabinet with Finished Blind Panel on Left Side, 1 Full Height Door, Hinge Left



BBCL

Base Cabinet with Finished Blind Panel on Left Side, 1 Door, 1 Drawer, Hinge Left



BBCR

Base Cabinet with Finished Blind Panel on Right Side, 1 Door, 1 Drawer, Hinge Right



BACFHL

Base Angled Corner Cabinet with 1 Full Height Door, Hinge Left



BACFHR

Base Angled Corner Cabinet with 1 Full Height Door, Hinge Right



BACL

Base Angled Corner Cabinet with 1 Door, 1 Drawer, Hinge Left



BACR

Base Angled Corner Cabinet with 1 Door, 1 Drawer, Hinge Right



BAL

Base Angled Left End Cabinet with 1 Door, Hinge Left



BAR

Base Angled Right End Cabinet with 1 Door, Hinge Right

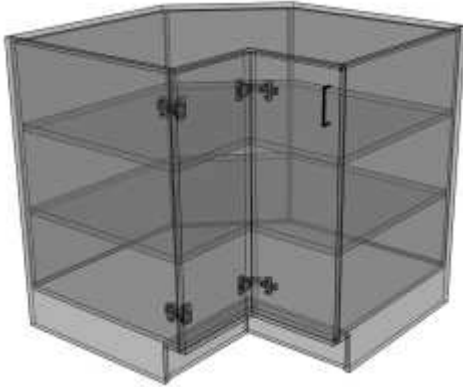


AOS Elite CABINETS

Frameless Cabinet Boxes - Base Cabinets

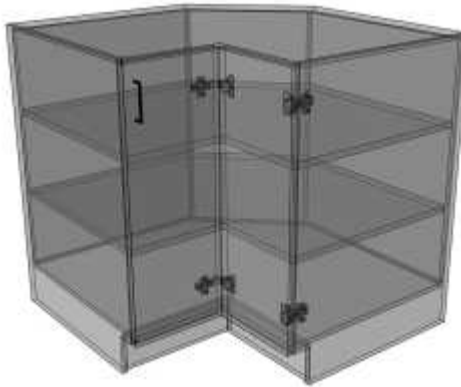
BCCL

Base Corner Cabinet with
1 Bifold Door, Hinge Left



BCCR

Base Corner Cabinet with
1 Bifold Door, Hinge Right



BMW

Base Microwave Cabinet with
1 Lower Drawer



BTRDFH

Base Cabinet with Optional
Recycle/Trash Bin Kit Drawer



BTRD

Base Cabinet with 1 Top Drawer,
Optional Recycle/Trash Bin Kit Drawer



BKDD

Base Knee Desk Drawer



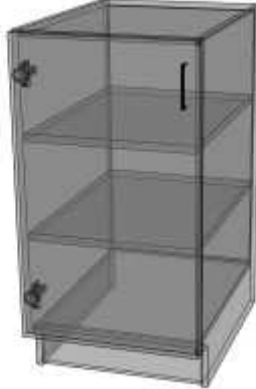
Vanity Cabinets

Standard height is 31", standard depth is 21", standard toe kick is 4 1/2".

VBFHR
Vanity Base Cabinet with
1 Full Height Door, Hinge Right



VBFHL
Vanity Base Cabinet with
1 Full Height Door, Hinge Left



VBFH
Vanity Base Cabinet with
2 Full Height Doors



VBR
Vanity Base Cabinet with
1 Door, 1 Drawer, Hinge Right



VBL
Vanity Base Cabinet with
1 Door, 1 Drawer, Hinge Left



VB
Vanity Base Cabinet with
2 Doors, 1 Drawer



VB3D
Vanity Base Cabinet
with 3 Drawers



VSBR
Vanity Sink Base Cabinet with
1 Door, 1 False Front, Hinge Right



VSBL
Vanity Sink Base Cabinet with
1 Door, 1 False Front, Hinge Left



AOS Elite CABINETS

Frameless Cabinet Boxes - **Vanity Cabinets**

VSBFH

Vanity Sink Base Cabinet with
2 Full Height Doors



VSB

Vanity Sink Base Cabinet with
2 Doors, 1 False Front



VSBIR

Vanity Sink Base Cabinet Inverted with
1 Door, 1 Bottom Drawer, Hinge Right



VSBIL

Vanity Sink Base Cabinet Inverted with
1 Door, 1 Bottom Drawer, Hinge Left



VSBI

Vanity Sink Base Cabinet Inverted with
2 Doors, 1 Bottom Drawer



VSBC2DR

Vanity Sink Base Offset Cabinet with
2 Drawers on Right, 1 Door on Left, Hinge Left



VSBC2DL

Vanity Sink Base Offset Cabinet with
2 Drawers on Left, 1 Door on Right, Hinge Right



Tall Cabinets

Standard depth is 24", standard toe kick is 4 1/2".

TOV
Tall Oven Cabinet with 4 Doors



TDOV-1D
Double-Opening Oven Cabinet with 2 Doors, 1 Drawer



TOV-1D
Tall Oven Cabinet with 2 Doors, 1 Drawer



TOV-2D
Tall Oven Cabinet with 2 Doors, 2 Drawers



TOV-3D
Tall Oven Cabinet with 2 Doors, 3 Drawers



TPR
Tall Pantry Cabinet with 2 Doors, Fixed Shelf Between, Hinge Right



AOS Elite CABINETS

Frameless Cabinet Boxes - Tall Cabinets

TPL

Tall Pantry Cabinet with 2 Doors
Fixed Shelf Between, Hinge Left



TP

Tall Pantry Cabinet with 4 Doors,
Fixed Shelf Between



TPPART

Tall Pantry Cabinet with 4 Doors,
Fixed Shelf Between, Vertical Partition



TP3HR

Tall Pantry Cabinet with 3 Doors,
Fixed Shelves Between, Hinge Right



TP3HL

Tall Pantry Cabinet with 3 Doors,
Fixed Shelves Between, Hinge Left



TP

Tall Pantry Cabinet with 6 Doors,
Fixed Shelves Between



AOS Elite CABINETS
Tall Cabinets - Frameless Cabinet Boxes

TP1DR
Tall Pantry Cabinet with 1 Door,
1 Drawer, Hinge Right



TP1DL
Tall Pantry Cabinet with 1 Door,
1 Drawer, Hinge Left



TP1D
Tall Pantry Cabinet with
2 Doors, 1 Drawer



TP1MDR
Tall Pantry Cabinet with 2 Doors,
1 Middle Drawer, Hinge Right



TP1MDL
Tall Pantry Cabinet with 2 Doors,
1 Middle Drawer, Hinge Left



TP1MD
Tall Pantry Cabinet with 4 Doors,
1 Middle Drawer



8 AOS ELITE
CABINETS

AOS Elite CABINETS

Frameless Cabinet Boxes - Tall Cabinets

TP2DR

Tall Pantry Cabinet with 1 Door,
2 Drawers, Hinge Right



TP2DL

Tall Pantry Cabinet with 1 Door,
2 Drawers, Hinge Left



TP2D

Tall Pantry Cabinet with 2 Doors,
2 Drawers



TP2MDR

Tall Pantry Cabinet with 2 Doors,
2 Middle Drawers, Hinge Right



TP2MDL

Tall Pantry Cabinet with 2 Doors,
2 Middle Drawers, Hinge Left



TP2MD

Tall Pantry Cabinet with 4 Doors,
2 Middle Drawers



AOS Elite CABINETS

Tall Cabinets - Frameless Cabinet Boxes

TP3DR

Tall Pantry Cabinet with 1 Door,
3 Drawers, Hinge Right



TP3DL

Tall Pantry Cabinet with 1 Door,
3 Drawers, Hinge Left



TP3D

Tall Pantry Cabinet with
2 Doors, 3 Drawers



Wall Cabinets | Standard height is 30", standard depth is 12".

WR
Wall Cabinet with 1 Door,
Hinge Right



WL
Wall Cabinet with 1 Door,
Hinge Left



W
Wall Cabinet with 2 Doors



WSR
Wall Cabinet with 2 Doors Stacked,
Fixed Shelf Between, Hinge Right



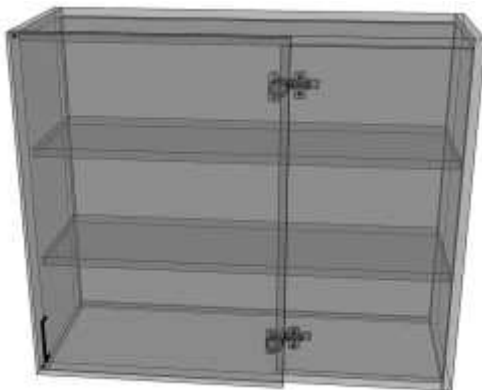
WSL
Wall Cabinet with 2 Doors Stacked,
Fixed Shelf Between, Hinge Left



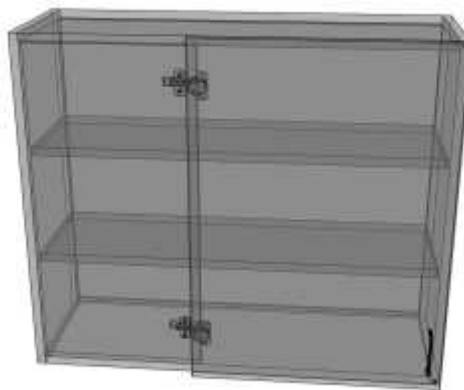
WS
Wall Cabinet with 4 Doors,
Fixed Shelf Between



WBCR
Wall Cabinet with Finished Blind
Panel on Right Side



WBCL
Wall Cabinet with Finished Blind
Panel on Left Side



WAER
Angled End Right Wall Cabinet with
1 Door, Fixed Shelves, Hinge Right



AOS Elite CABINETS

Wall Cabinets - Face Frame Cabinet Boxes

WACL

Angled End Left Wall Cabinet with 1 Door, Fixed Shelves, Hinge Left



WAE

Angled End Wall Cabinet With 2 Doors, Fixed Shelves



WACR

Angled Corner Wall Cabinet, Hinge Right



WACL

Angled Corner Wall Cabinet, Hinge Left



WACSR

Angled Corner Wall Cabinet with 2 Doors Stacked, Fixed Shelf Between, Hinge Right



WACSL

Angled Corner Wall Cabinet with 2 Doors Stacked, Fixed Shelf Between, Hinge Left



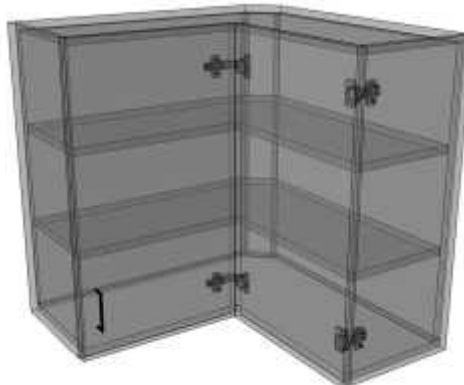
WCCL

Pie Cut Corner Cabinet with 1 Bifold Door, Hinge Left



WCCR

Pie Cut Corner Cabinet with 1 Bifold Door, Hinge Right



WMW16

Wall Microwave Cabinet with 2 Doors



AOS Elite CABINETS

Frameless Cabinet Boxes - **Wall Cabinets**

WNW12

Wall Microwave Cabinet with
2 Doors and 16" Deep Loose Shelf



WPART

Wall Cabinet with 2 Doors,
Vertical Partition



WOB

Wall Cabinet with 2 Doors,
Open Bottom



WREF

Wall Refrigerator Cabinet with
Optional Full Height Gables

